

Technical data sheet

Vivido Terra Wax-Oil

7036

Water-based **wood oil with wax**, Cradle to Cradle Certified®, for DIY and professional use

PRODUCT DESCRIPTION

General

Water-based wood oil with wax and a proportion of renewable raw materials for interior use. The product produces matt surfaces with a pleasant feel and a velvety-soft touch. The easy-to-apply product is formulated without the addition of solvents or plasticisers.

Special properties and standards



- **ÖNORM EN 71-3**
Safety of toys; migration of certain elements (free of heavy metals)



- **DIN 53160-1 and DIN 53160-2**
Perspiration and saliva-proof properties



- **declared product in baubook**
Criteria of the "Baubook Ökologisch ausschreiben" fulfilled



- **Cradle to Cradle Certified® Silver**
Cradle to Cradle Certified® is the global standard for products that are safe, circular and responsibly made.



- **French ordinance DEVL1104875A**
Confirmed by an external test certificate.
Marking of construction coating products for their emission of volatile pollutants: A+

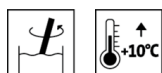
Application area



For coating interior wall and ceiling elements.
Especially suitable for use on spruce.

PROCESSING

Processing instructions



- Please stir the product before use.
- The temperature of the product and object, and the room temperature must be at least +10 C.
- The optimal conditions for use are between 15 - 25 °C with a relative atmospheric humidity between 40 - 80 %.
- Resin flow cannot be avoided by the coating application.

2-0 IMC 7036 | 05/26 | replaces 1-0

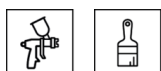
ADLER-Werk Lackfabrik, A-6130 Schwaz

Fon: 0043/5242/6922-190, Fax: 0043/5242/6922-309, Mail: technical-support@adler-lacke.com

Our instructions for use are based on knowledge available currently and shall guide the buyer/user to the best of one's knowledge, but, however, must be clarified for the areas of application and processing conditions on a case-to-case basis. The buyer/user is responsible for deciding on the suitability and use of the delivered product, which is why it is recommended to produce a sample to check the suitability of the product. Our general terms and conditions of sale are otherwise applicable. All previous data sheets are rendered invalid with the issue of this one. Rights reserved for the modification of the container sizes, colour shades and degrees of gloss available.

- For tongue and groove boards, we generally recommend painting before installation; if this is not possible, apply only a small amount of paint in the tongue and groove area to avoid adhesion.
- For application by brushing an acrylic brush is recommended.
- Carefully cover and mask areas which are not to be coated.
- The color shade, compatibility and adhesion to the substrate must be checked by creating sample panels.
- Any change in the processing sequence, environmental conditions, non-observance of instructions or the use of products not listed may have an unfavourable effect on the result.

Application technique



	Cup gun	Brushing
Spraying nozzle Ø (mm)	1,8 - 2,0	-
Spraying pressure (bar)	3 - 4	-
Applied quantity per application (ml/m²)	80 - 100	

The product is ready to use.

The shape and surface condition of the workpiece as well as the type of application influence the actual consumption. Accurate values for consumption must be obtained by applying trial coats in advance.

Drying times

(at 23 °C and 50 % rel. humidity)




Follow-up coating	approx. 6 hour(s)
Thoroughly dried	approx. 16 hour(s)

The figures given above are reference values. The drying time depends on the type of substrate, coat thickness, temperature, air exchange and relative atmospheric humidity.

Lower temperatures and/or high level of atmospheric humidity can increase the drying time.

Avoid direct sunlight!

Cleaning the working equipment



With water immediately after use.

To remove dried product residues we recommend using Clean Abbeizer-Express (8313).

SUBSTRATE

Type of substrate

Softwoods

Substrate property

The substrate must be dry, clean, capable of holding the paint, free from separating substances such as grease, wax, silicone, resin etc. and free from wood dust, as well as tested for suitability for coating.

Please observe the additional documents:

- ÖNORM B 2230-1
- ÖNORM B 3430-1
- DIN 18363
- Current BFS information sheets

Wood moisture

15 % ± 2 %

Substrate preparation

Wood sanding Grit 120 - 180

Break sharp edges and remove any wood extractives such as resins and resin galls.

Old coatings:

Sand intact old coatings with 240–280 and clean.

Remove old coatings that cannot be recoated.

The compatibility of the coating must be checked on intact old coatings.

COATING SYSTEM

Primer coat

1 x Vivido Terra Wax-Oil (7036)

Intermediate drying: approx. 6 hour(s)

Old coatings:

No primer coating is required for intact old coatings, but the compatibility of the coating must be checked.

Damaged areas in not intact old coats must be pre-treated according to the respective substrate.

Coating system like new paint.

Intermediate sanding



Slight smooth sanding: Grit size 240 – 280

Remove sanding dust.

Finishing coat

1 x Vivido Terra Wax-Oil (7036)

CLEANING AND MAINTENANCE

Cleaning and Maintenance

If required, remove dust and dirt from the still intact areas and paint 1 – 2 x using Vivido Terra Wax-Oil (7036).

ORDERING INFORMATION

Size of trading unit

375 ml, 750 ml, 2.5 l, 10 l

Colour shades



Standard colour(s):

Farblos, tönbar (7036000220)

Colour shades can be obtained using the **ADLER colour mixing system Color4You**.

The final colour is basically obtained from the inherent colour of the wood, the applied quantity, the colour of the impregnation and the colour of the finishing coat.

It is recommended to prepare a trial colour sample on the original substrate using the coating system selected in order to assess the final colour shade.

In order to ensure uniformity of the colour shade, use only material with the same batch number on a given surface.

Please consume blended products within 12 months.

Please observe our **ARL 800- Working guideline for working (including care and maintenance) with ADLER Mix, PUR Mix and Color4You dosing machines**.

Supplementary products

Clean Abbeizer-Express (8313)

Please refer to the corresponding technical data sheets of the products.

FURTHER DETAILS

Durability / storage



Min. 3 year(s) in the original sealed containers.

Make sure the product is protected against moisture, direct sunlight, frost and high temperatures (above 30 °C).

Close opened containers well and use up the content as soon as possible.

Technical specifications

VOC content of the ready-to-use mixture: Limit value according to Directive 2004/42/EC for Vivido Terra Wax-Oil (Cat A/e): 130 g/l.
Vivido Terra Wax-Oil contains a maximum of 30 g/l VOC.

Declaration of ingredients according to VdL-RL 01

alkyd resins / inorganic white and coloured pigments / organic pigments / water / wetting agent / rheology additives / interface additives / anti-skin agent / drying agents (siccatives) / in-can preservation agents

Contains 2-methyl-2H-isothiazol-3-one, 1,2-benzisothiazol-3(2H)-one, Reaction mass of 5-chloro-2-methyl-4-isothiazolin-3-one and 2-methyl-2H-isothiazol-3-one (3:1).

May cause allergic reactions.

Information for allergy sufferers available at Tel. +43 5242 6922-713.

Giscode

BSW20

Safety information



The usual protective measures must also be observed when processing low-pollutant products.

During sanding use P2 / P3 dust filter. Do not inhale spray mist. Use combination filter A2 / P2 and safety goggles.

If medical advice is needed, have the packaging or label ready.

If the product comes into contact with your eyes, rinse immediately with water.

It should be kept out of reach of children.

Ensure good ventilation during application and drying.

During work, do not eat, drink or smoke.

Do not allow to enter drains, water courses or soil.

Only dispose of empty containers for recycling, liquid material residues can be disposed of as water-based paint waste, dried material residues as hardened paint or as household waste.

Further information on the subject of safety during transport, storage and handling as well as disposal can be found in the relevant safety data sheet. The current version can be accessed on the Internet at www.adler-lacke.com.