

Technical data sheet

Floor-Start

4205

Water-based primer for parquet and wooden floors for **DIY and professional use**

PRODUCT DESCRIPTION

General

Transparent, non-yellowing parquet primer based on cationic binders. The product is characterised by very good insulating properties of wood substances, low wood roughening and reduced side bonding of strip flooring.

Special properties and standards



- **French ordinance DEVL1104875A**
Marking of construction coating products for their emission of volatile pollutants: A+

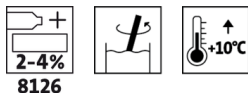
Application area

Parquet and wooden floors



PROCESSING

Processing instructions



- Please stir the product before use.
- The temperature of the product and object, and the room temperature must be at least +10 C.
- The optimal conditions for use are between 15 - 25 °C with a relative atmospheric humidity between 40 - 80 %.
- The product cannot be mixed with other water-based lacquers. After the application of Floor-Start (4205), it is therefore necessary to rinse the tools well with water.
- Ensure that the coating is evenly distributed.
- To avoid discoloration and stains, avoid the formation of puddles during processing.
- The material must not be emptied/tipped directly onto the ground. Processing only from one container with processing tool.
- In order to prevent black discolorations caused by the smallest metal impurities (especially on oak wood), Floor-Start (4205) can be mixed with 2 to 4 weight percent Additiv-Lösung M (8126). The mixture can be used for one week.
- The color shade, compatibility and adhesion to the substrate must be checked by creating sample panels.

- Any change in the processing sequence, environmental conditions, non-observance of instructions or the use of products not listed may have an unfavourable effect on the result.

Application technique



	Brushing	Rolling
Applying device	Soft acrylic brush	Short hair roller
Applied quantity per application (ml/m ²)	100 - 125	

The product is ready to use.

The shape and surface condition of the workpiece as well as the type of application influence the actual consumption. Accurate values for consumption must be obtained by applying trial coats in advance.

Drying times

(at 23 °C and 50 % rel. humidity)



Recoatable	2 hour(s)
------------	-----------

The figures given above are reference values. The drying time depends on the type of substrate, coat thickness, temperature, air exchange and relative atmospheric humidity.

To ensure perfect drying, good room ventilation must be provided.

Lower temperatures and/or high level of atmospheric humidity can increase the drying time.

Avoid direct sunlight!

Cleaning the working equipment



With soap-water immediately after use.

To remove dried product residues we recommend using Abbeizer Express (8313).

SUBSTRATE

Type of substrate

Hard and softwood (solid wood)

Substrate property

The substrate must be dry, clean, capable of holding the paint, free from separating substances such as grease, wax, silicone, resin etc. and free from wood dust, as well as tested for suitability for coating.

Wood moisture

Hardwoods: 12 ± 2 %

Softwoods: 15 ± 2 %

Substrate preparation

Hardwoods: Wood sanding Grit size 150 – 180

Softwoods: Wood sanding Grit size 120 - 150

If there are small cracks and joints, fill them with a mixture of 1 part by weight of sanding dust and approx. 2 parts by weight of Floor-Fill (4207). After approx. 1 hour of drying, sand the filled areas with grit size 120 - 150.



COATING SYSTEM

Primer coat

1 x Floor-Start (4205)

Intermediate drying: approx. 2 hour(s)

Floor-Start (4205) do not sand.

Intermediate coat	1 x Floor-Finish (4202) or 1 x Möbel- und Parkett Holzlack (4208) Intermediate drying time: approx. 4 hours
Intermediate sanding 	Before the final coating, light intermediate sanding is carried out with grit size 240 or used abrasive grid size 120 or finer. A longer intermedio drying time (ideal is overnight drying) improves grindability. Sanding straight through must be avoided, as this may lead to differences in the grain accentuation, which are further increased by yellowing with aging. Remove sanding dust.
Finishing coat	1 x Floor-Finish (4202) or 1 x Möbel- und Parkett Holzlack (4208)
ORDERING INFORMATION	
Size of trading unit	1l, 5l
Colour shades	Floor-Start Farblos (4205000200)
Supplementary products	Abbeizer Express (8313) Additiv-Lösung M (8126) Floor-Fill (4207) Floor-Finish (4202) Möbel- und Parkett Holzlack (4208) Please refer to the corresponding technical data sheets of the products.
FURTHER DETAILS	
Durability / storage  	Min. 1 year(s) in the original sealed containers. Make sure the product is protected against moisture, direct sunlight, frost and high temperatures (above 30 °C). Close opened containers well and use up the content as soon as possible.
Technical specifications	VOC content of the ready-to-use mixture: EU limit for Floor-Start (Cat A/i): 140 g/l. Floor-Start contains maximum 40 g/l VOC.
Giscode	W2+
Declaration of ingredients according to VdL-RL 01	acrylic dispersions / water / glycol ether / rheology additives / interface additives / wetting agent / in-can preservation agents Contains reaction mass of 5-chloro-2-methyl-2H-isothiazol-3-one and 2-methyl-2H-isothiazol-3-one (3:1). May cause allergic reactions. Information for allergy sufferers under telephone no. +43 5242 6922-713.

Safety information



The usual protective measures must also be observed when processing low-pollutant products.

During sanding use P2 / P3 dust filter.

If medical advice is needed, have the packaging or label ready.

If the product comes into contact with your eyes, rinse immediately with water.

It should be kept out of reach of children.

Ensure good ventilation during application and drying.

During work, do not eat, drink or smoke.

Do not allow to enter drains, water courses or soil.

Only dispose of empty containers for recycling, liquid material residues can be disposed of as water-based paint waste, dried material residues as hardened paint or as household waste.

Further information on the subject of safety during transport, storage and handling as well as disposal can be found in the relevant safety data sheet. The current version can be accessed on the Internet at www.adler-lacke.com.

PACHE SARL