

Technical data sheet

Floor-Finish

4202

Water-based **sealing varnish with anti-slip properties** for DIY and trade

PRODUCT DESCRIPTION

General

Non-yellowing parquet sealing varnish formulated with a polyurethane-acrylate copolymer dispersion. The product can be used either in single-component form or as a two-component version after addition of hardener. Stand-out features of this product include very good resistance to abrasion, very good scratch resistance, a special anti-slip formulation, very good filling performance and outstanding resistance of the surface to the effects of chemicals.

Special properties and standards



- **ÖNORM EN 71-3**
Safety of toys; migration of certain elements (free of heavy metals)



- **DIN 53160-1 and DIN 53160-2**
Perspiration and saliva-proof properties



- **ÖNORM C 2354**
High usability is achieved if a casting application is done three times with respective intermediate sanding; the requirements of stress class A and B according to ÖNORM C 2354 are met; stress class C (when 2K processing)



- **ÖNORM A 1605-12 (furniture surfaces)**
Resistance to chemical reactions:
for 1K processing: 1-B
for 2K processing: 1-B1
Response to abrasion:
for 1K processing: 4-E (≥ 0,9 N)
for 2K processing: 4-D (≥ 1,0 N)



- **ÖNORM A 3800-1 (fire behaviour)**
In conjunction with a flame-retardant substrate:
flame-retardant, Q1, Tr 1
- **BGR 181 and DIN 51130**
Confirmed by an external test certificate.
Meets the requirements of slip resistance class R9.



- **French ordinance DEVL1104875A**
Confirmed by an external test certificate.
Marking of construction coating products for their emission of volatile pollutants: A+

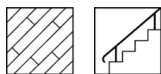
2-0 IMC 4202 | 03/25 | replaces 1-0

ADLER-Werk Lackfabrik, A-6130 Schwaz

Fon: +43/5242/6922-190, Fax: +43/5242/6922-309, Mail: technical-support@adler-lacke.com

Our instructions are based on the current state of knowledge and are intended to advise the buyer/user to the best of our knowledge, but must be individually adapted to the areas of application and processing conditions. The buyer/user is responsible for deciding on the suitability and use of the supplied product, which is why we recommend that a sample be produced to check the suitability of the product. In all other respects, our General Terms and Conditions of Sale apply. All previous data sheets lose their validity with this edition. We reserve the right to make changes to container sizes, color shades and available gloss levels.

Application area



One-component processing: For moderately to heavily stressed wooden floors and parquet flooring, especially in private residential areas. Meets the requirements of stress classes A (medium stress) and B (heavy stress) according to ÖNORM C 2354.

Two-component processing: For wooden floors and parquet flooring exposed to particularly high levels of stress (stress class C according to ÖNORM C 2354) such as anterooms, offices, business areas, restaurants, stairs.

PROCESSING

Processing instructions



- Please stir product well before and during use.
- The temperature of the product and object, and the room temperature must be at least +10 C.
- The optimal conditions for use are between 15 - 25 °C with a relative atmospheric humidity between 40 - 80 %.
- Do not close containers with hardened material.
- Floor-Finish (4202) can be used in a one or two-component process. We recommend **two-component processing** on account of the higher resistance and meeting the highest stress category C in accordance with ÖNORM C 2354.
- Ensure that the coating is evenly distributed.
- The color shade, compatibility and adhesion to the substrate must be checked by creating sample panels.
- Any change in the processing sequence, environmental conditions, non-observance of instructions or the use of products not listed may have an unfavourable effect on the result.

Blending ratio



100 Part(s) by weight Floor-Finish (4202)
 4 Part(s) by weight Aqua-Crosslinker 8481 (8481000210)

Add Aqua-Crosslinker 8481 (8481000210) to the container and shake vigorously for about 1 minute.

or Alternatively:

Carefully incorporate Aqua-Crosslinker 8481 (8481000210) into the paint/hardener mixture by stirring without forming lumps.

We recommend waiting approx. 10 minutes before starting work.

Pot life



8 hour(s)

There is no recognizable end of the pot life.

A further extension of the pot life is not possible.

Increased temperatures reduce the pot life.

Application technique



	Brushing	Rolling
Applying device	soft acrylic brush	short hair roller
Applied quantity per application (ml/m ²)	100 - 125	

The shape and surface condition of the workpiece as well as the type of application influence the actual consumption. Accurate values for consumption must be obtained by applying trial coats in advance.

Drying times
 (at 23 °C and 50 % rel. humidity)



Sandable and recoatable	approx. 4 hour(s)
Walkable	approx. 8 hour(s)

Attention: Do not put on carpets before 8 days at the earliest.

The figures given above are reference values. The drying time depends on the type of substrate, coat thickness, temperature, air exchange and relative atmospheric humidity.

To ensure perfect drying, good room ventilation must be provided.

Lower temperatures and/or high level of atmospheric humidity can increase the drying time.

Avoid direct sunlight!

Cleaning the working equipment



With soap-water immediately after use.

To remove dried product residues we recommend using Abbeizer Express (8313).

SUBSTRATE

Type of substrate

Hard and softwood (solid wood)

Substrate property

The substrate must be dry, clean, capable of holding the paint, free from separating substances such as grease, wax, silicone, resin etc. and free from wood dust, as well as tested for suitability for coating.

Remove old coatings that cannot be recoated.

Wood moisture

Hardwoods: 12 ± 2 %

Softwoods: 15 ± 2 %

Substrate preparation

Hardwoods: Grit size 150 – 180

Softwoods: Grit size 120 - 150

If there are small cracks and joints, fill them with a mixture of 1 part by weight of sanding dust and approx. 2 parts by weight of Floor-Fill (4207). After approx. 1 hour of drying, sand the filled areas with grit size 120 - 150.

COATING SYSTEM

Primer coat

1 x Floor-Start (4205)

Intermediate drying: approx. 2 hour(s)

Do not sand Floor-Start (4205).

Intermediate coat

1 x Floor-Finish (4202)

Intermediate drying: approx. 4 hour(s)

Intermediate sanding





Before the final coating, light intermediate sanding is carried out with grit size 240 or used abrasive grid size 120 or finer.

Remove sanding dust.

A longer intermedio drying time (ideal is overnight drying) improves grindability.

Sanding straight through must be avoided, as this may lead to differences in the grain accentuation, which are further increased by yellowing with aging.

Finishing coat	1 x Floor-Finish (4202)
MAINTENANCE AND RENOVATION	
Cleaning and maintenance	<p>Cleaning with water or mild household cleaners for the first time after 14 days.</p> <p>For cleaning purposes Clean-Parkettreiniger (7207) can be added to wiping water.</p> <p>Refresh the sealing depending on the stress and if necessary with Clean-Parkettpflege (7204).</p>
Renovation	<p>Grind sealings that are heavily worn off using a special floor roll grinder. Use a corner grinder or an eccentric grinder for the border areas. Further processing as per new coating (see coating system).</p> <p>Note: Do not apply Floor-Finish (4202) to floors consisting of prefabricated parquet elements, treat them instead with Clean-Parkettpflege (7204) (parquet care).</p>
ORDERING INFORMATION	
Size of trading unit	11, 4.51
Colour shades / Glosslevels	Floor-Finish Farblos, Matt (4202050253) Floor-Finish Farblos, Seidenglänzend (4202077977)
Supplementary products	<p>Abbeizer Express (8313) Aqua-Crosslinker 8481 (8481) Clean-Parkettpflege (7204) Clean-Parkettreiniger (7207) Floor-Fill (4207) Floor-Start (4205)</p> <p>Please refer to the corresponding technical data sheets of the products.</p>
FURTHER DETAILS	
Durability / storage	<p>Min. 1 year(s) in the original sealed containers.</p> <p>Make sure the product is protected against moisture, direct sunlight, frost and high temperatures (above 30 °C).</p> <p>Close opened containers well and use up the content as soon as possible.</p>
 	
Technical specifications	<p>VOC content of the ready-to-use mixture: Limit value according to Directive 2004/42/EC for Floor-Finish (Cat A/j): 140 g/l. Floor-Finish contains a maximum of 70 g/l VOC.</p>
Giscode	W3+
Declaration of ingredients according to VdL-RL 01	<p>PUR dispersion / water / glycol ether / rheology additives / interface additives / wetting agent / surface additive / in-can preservation agents</p> <p>Contains 1,2-benzisothiazol-3(2H)-one, reaction mass of 5-chloro-2-methyl-2H-isothiazol-3-one and 2-methyl-2H-isothiazol-3-one (3:1). May cause allergic reactions.</p> <p>Information for allergy sufferers under telephone no. +43 5242 6922-713.</p>

Safety information



The usual protective measures must also be observed when processing low-pollutant products.

During sanding use P2 / P3 dust filter.

If medical advice is needed, have the packaging or label ready.

If the product comes into contact with your eyes, rinse immediately with water.

It should be kept out of reach of children.

Ensure good ventilation during application and drying.

During work, do not eat, drink or smoke.

Do not allow to enter drains, water courses or soil. Only dispose of empty containers for recycling, liquid material residues can be disposed of as water-based paint waste, dried material residues as hardened paint or as household waste.

Further information on the subject of safety during transport, storage and handling as well as disposal can be found in the relevant safety data sheet. The current version can be accessed on the Internet at www.adler-lacke.com.

PACHE SARL