

Technical data sheet

Vivido Aqua-Finish Nova M

4136

Matt, pigmented coating system for professional use

PRODUCT DESCRIPTION

General

Water-based, non-yellowing, opaque coating system for interior and exterior use. Very good weather and UV resistance, high scratch resistance, high block resistance, high chemical resistance. The low-odour and environmentally friendly product is easy to apply and provides optimal flow.

Special properties and standards



- Colour fastness as per BFS data sheet no. 26
Class A
Group 1-3 (depending on colour)



- ÖNORM EN 71-3
Safety of toys; migration of certain elements (free of heavy metals)



- DIN 53160-1 and DIN 53160-2
Perspiration and saliva-proof properties



- French ordinance DEVL1104875A
Marking of construction coating products for their emission of volatile pollutants: A+

Application area



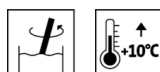
Coating on primed wood indoors and metal, hard PVC, as well as intact old coatings indoors and outdoors.

For sheet metal roofs and steel constructions with extreme weathering we recommend Vivido Ferro GSX (4505).

Coat horizontal sheet metal outdoors with Vivido Ferro-Color (4506) or Vivido Ferro GSX (4505).

PROCESSING

Processing instructions



- Please stir the product before use.
- The temperature of the product and object, and the room temperature must be at least +10 °C.
- The optimal conditions for use are between 15 - 25 °C with a relative atmospheric humidity between 40 - 80 %.
- Resin flow cannot be avoided by the coating.
- Use sealing profiles and masking tapes suitable for water-based paints.

2-0 IMC 4136 | 02/26 | replaces 1-1

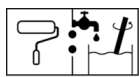
ADLER-Werk Lackfabrik, A-6130 Schwaz

Fon: +43/5242/6922-190, Fax: +43/5242/6922-309, Mail: technical-support@adler-lacke.com

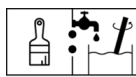
Our instructions are based on the current state of knowledge and are intended to advise the buyer/user to the best of our knowledge, but must be individually adapted to the areas of application and processing conditions. The buyer/user is responsible for deciding on the suitability and use of the supplied product, which is why we recommend that a sample be produced to check the suitability of the product. In all other respects, our General Terms and Conditions of Sale apply. All previous data sheets lose their validity with this edition. We reserve the right to make changes to container sizes, color shades and available gloss levels.

- Early exposure to water from rain or dew must be prevented!
- For application by brushing, an acrylic brush is recommended. Rolling is done using a short hair roller.
- Sealants must be compatible with the coat and may only be applied once the paint has dried through. Sealing profiles with plasticizers tend to stick together in combination with paints.
- The color shade, compatibility and adhesion to the substrate must be checked by creating sample panels.
- Carefully cover and mask areas which are not to be coated. Remove paint splashes immediately with water.
- Any change in the processing sequence, environmental conditions, non-observance of instructions or the use of products not listed may have an unfavourable effect on the result. Deviations lead to film and adhesion problems as well as to impairments with regard to weathering and color stability.

Application technique



0-5% H₂O



0-5% H₂O

100 -
125 ml
↓
1 m²

	Airless	Airless air-assisted (Airmix, Aircoat, etc.)	Cup gun	Brushing	Rolling
Spray nozzle (Ø mm)	0.28 or 0.33	0.28 or 0.33	1,8 - 2,0	-	
Spray nozzle (Ø inch)	0.011 or 0.013	0.011 or 0.013	-		
Spraying angle (degrees)	20 - 40	20 - 40	-		
Spraying pressure (bar)	80 - 100	80 - 100	3 - 4	-	
Atomiser air (bar)	-	0,5 - 1,5	-		
Spraying distance (cm)	approx. 25				
Dilution	-		Water		
Addition of thinner (%)	-		0 - 5		
Application quantity per coat (ml/m ²)	100 - 125				

The product is ready to use.

The shape and surface condition of the workpiece as well as the type of application influence the actual consumption. Accurate values for consumption must be obtained by applying trial coats in advance.

Drying times

(at 23 °C and 50 % rel. humidity)




Re-coatable at room temperature	approx. 6 hour(s)
Final hardness	approx. 7 day(s)

The figures given above are reference values. The drying time depends on the type of substrate, coat thickness, temperature, air exchange and relative atmospheric humidity.

Lower temperatures and/or high level of atmospheric humidity can increase the drying time.

Avoid direct sunlight!

Cleaning the working equipment



With water immediately after use.

To remove dried product residues we recommend using Abbeizer Express (8313).

SUBSTRATE

Type of substrate

Wood, wooden materials, metal as well as hard PVC

Substrate property

The substrate must be dry, clean, capable of holding the paint, free from separating substances such as grease, wax, silicone, resin etc. and free from wood dust, as well as tested for suitability for coating.

Remove old coatings that cannot be recoated.

Please observe the additional documents:

- ÖNORM B 2230-1
- DIN 18363
- ÖNORM B 3430-1
- Current BFS information sheets

Wood moisture

Hardwoods: $12 \pm 2 \%$

Softwoods: $15 \pm 2 \%$

Substrate preparation

Wood and wood-based materials:

Break sharp edges and remove any wood extractives such as resins and resin galls.

Grit size 120 - 150

Iron and steel:

Remove rust down to bare metal. Thoroughly remove greasy or oily impurities using Entfetter (7233).

Zinc, aluminium and other non-ferrous metals:

Sand until matt with abrasive fleece and Entfetter (7233).

Hard PVC and coatable plastics:

Sand until matt with abrasive fleece and Entfetter (7233).

Old coatings:

Sand intact old coatings with grit size 120 and clean. Remove old coatings that cannot be recoated.

COATING SYSTEM

Primer coat

Wood, wood-based materials inside

1 – 2 x Vivido Aqua-Primer Iso (4123) or Vivido Aqua-Primer Iso CT (4162)

Iron and steel:

Indoors: 1 x Vivido Aqua-Primer Multi (4129)

Outdoors: 2 x Vivido Aqua-Primer Multi (4129)

Aluminium and other non-ferrous metals:

1 x Vivido Aqua-Primer Multi (4129)

Anodised aluminium and stainless steel:

Sand anodised aluminium and stainless steel very well until matt and prime within 60 minutes with Vivido 2K-Epoxy-Primer Uni (5604).

Hard PVC and coatable plastics:

1 x Vivido Aqua-Primer Multi (4129)



Due to the large number of plastic materials, an adhesion test is recommended.

Old coatings:

No primer coating is required for intact old coatings, but the compatibility of the coating must be checked. Damaged areas in not intact old coats must be pre-treated according to the respective substrate. Coating system like new paint.

Powder coating:


For powder coatings we generally recommend priming with Vivido 2K-Epoxy-Primer Uni (5604). Make a sample and check adhesion.

<p>Intermediate sanding</p> 	<p>Grit size 240 – 280 Remove sanding dust.</p>
<p>Intermediate coat</p>	<p>1 x Vivido Aqua-Finish Nova M (4136)</p>
<p>Intermediate sanding</p> 	<p>If necessary: Grit size 240 – 280 Remove sanding dust. If the drying time is longer than 24 hours, a prior sanding is necessary.</p>
<p>Finishing coat</p>	<p>1 x Vivido Aqua-Finish Nova M (4136)</p>

MAINTENANCE

<p>Care</p>	<p>The durability depends on several factors: these include particularly the type of weathering, constructive protection, mechanical stress and the choice of colour applied. To obtain long durability, regular inspection, maintenance and, if necessary, repair measures are necessary. If required, remove dust and dirt from the still intact areas and paint 1 x using Vivido Aqua-Finish Nova M (4136).</p>
--------------------	--

ORDERING INFORMATION

<p>Size of trading unit</p>	<p>750 ml; 2.5 l</p>
<p>Colour shades / Glosslevels</p> <p>Color4You </p>	<p>Standard colour(s): Weiß, tönbar (4136049100)</p> <p>Colour shades can be obtained using the ADLER colour mixing system Color4You.</p> <p>Base paint(s): Vivido Aqua-Finish Nova M Basis W15 (4136000015) Vivido Aqua-Finish Nova M Basis W20 (4136000020) Vivido Aqua-Finish Nova M Basis W30 (4136000030)</p> <p>In order to ensure uniformity of the colour shade, use only material with the same batch number on a given surface.</p> <p>It is recommended to prepare a trial colour sample on the original substrate using the coating system selected in order to assess the final colour shade.</p> <p>Depending on the system, brilliant and intensive color shades may have a lower covering power. Hence, it is recommended to apply a preliminary coat of a comparable, opaque and pastel colour shade based on W15.</p>

Please consume blended products within 12 months.

Please observe our **ARL 800- Working guideline for working (including care and maintenance) with ADLER Mix, PUR Mix and Color4You dosing machines.**

Supplementary products

Abbeizer Express (8313)
Entfetter (7233)
Vivido Aqua-Primer Iso (4123)
Vivido Aqua-Primer Iso CT (4162)
Vivido Aqua-Primer Multi (4129)
Vivido 2K-Epoxy-Primer Uni (5604)
Vivido Ferro GSX (4505)
Vivido Ferro-Color (4506)

Please refer to the corresponding technical data sheets of the products.

FURTHER DETAILS

Durability / storage



Min. 3 year(s) in the original sealed containers.

Make sure the product is protected against moisture, direct sunlight, frost and high temperatures (above 30 °C).

Close opened containers well and use up the content as soon as possible.

Technical specifications

VOC content of the ready-to-use mixture: Limit value according to Directive 2004/42/EC for Vivido Aqua-Finish Nova M (Cat A/d): 130 g/l.
Vivido Aqua-Finish Nova M contains a maximum of 100 g/l VOC.

Giscode

BSW30

Safety information



The product is only suitable for the industrial and professional use.

During sanding use P2/ P3 dust filter. Do not inhale spray mist. Use combination filter A2 / P2 and safety goggles.

Further information on the subject of safety during transport, storage and handling as well as disposal can be found in the relevant safety data sheet. The current version can be accessed on the Internet at www.adler-lacke.com.