

# Technical data sheet

## 2K-PU-Multilack Glänzend

4527

Pigmented, glossy coating system for industrial and professional use

### PRODUCT DESCRIPTION

#### General

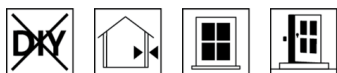
Glossy 2K pigment paint for interior and exterior use with outstanding adhesion properties, excellent weather resistance and very good resistance to water and chemicals. Universal application on various substrates. Excellent insulating effect against wood constituents.

#### Special properties and standards



- **French ordinance DEVL1104875A**  
Marking of construction coating products for their emission of volatile pollutants: A+

#### Application area



Efficient coating on wood, metal, rigid PVC and intact old coatings for exterior and interior use.

For dimensionally stable timber components for exterior and interior use, such as e.g. wooden windows and front doors.

For non-dimensionally stable timber components in the outdoor area we recommend for example Pullex Color (4403) or Pullex Aqua-Color (5325).

### PROCESSING

#### Processing instructions



- Please stir the product before use.
- The temperature of the product and object, and the room temperature must be at least +10 C.
- The optimal conditions for use are between 15 - 25 °C with a relative atmospheric humidity between 40 - 80 %.
- Resin flow cannot be avoided by the coating.
- Do not close containers with hardened material.
- Any change in the processing sequence, environmental conditions, non-observance of instructions or the use of products not listed may have an unfavourable effect on the result. Deviations lead to film and adhesion problems as well as to impairments with regard to weathering and color stability.

#### Blending ratio



7 Part(s) by weight 2K-PU-Multilack Glänzend (4527)  
1 Part(s) by weight PUR-Hardener 8410 (8410000210)

2K-PU-Multilack Glänzend (4527) can only be used with a hardener and in the mixing ratio specified. Deviations lead to film and adhesion problems.

2-0 IMC 4527 | 02/25 | replaces 1-1

ADLER-Werk Lackfabrik, A-6130 Schwaz

Fon: +43/5242/6922-190, Fax: +43/5242/6922-309, Mail: technical-support@adler-lacke.com

Our instructions are based on the current state of knowledge and are intended to advise the buyer/user to the best of our knowledge, but must be individually adapted to the areas of application and processing conditions. The buyer/user is responsible for deciding on the suitability and use of the supplied product, which is why we recommend that a sample be produced to check the suitability of the product. In all other respects, our General Terms and Conditions of Sale apply. All previous data sheets lose their validity with this edition. We reserve the right to make changes to container sizes, color shades and available gloss levels.

PUR-Hardener 8410 (8410000210) must be carefully worked into the product by stirring before processing. After addition of hardener, a waiting time of approx. 10 minutes is recommended for improved degassing.

### Pot life



8 hour(s)

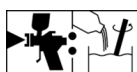
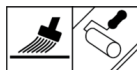
A further extension of the pot life is not possible.

Increased temperatures reduce the pot life.

### Application technique



0-5% 8520



20% 8519



	Cup gun	Brushing	Rolling
Spraying nozzle Ø (mm)	1,8 - 2,0	-	-
Spraying pressure (bar)	3 - 4	-	-
Diluent	DD-Verdünner 8519 (8519)	Streichverdünner 8520 (8520)	
Diluent amount added (%)	20	0 - 5	
Applied quantity per application (g/m²)	150 - 200	75 - 100	

**Spraying is only allowed in spray booths complying with the VOC Directive.**

The shape and surface condition of the workpiece as well as the type of application influence the actual consumption. Accurate values for consumption must be obtained by applying trial coats in advance.

### Drying times

(at 23 °C and 50 % rel. humidity)



Re-coatable at room temperature	approx. 6 hour(s)
Final hardness	approx. 7 day(s)

The figures given above are reference values. The drying time depends on the type of substrate, coat thickness, temperature, air exchange and relative atmospheric humidity.

Lower temperatures and/or high level of atmospheric humidity can increase the drying time.

Avoid direct sunlight!

### Cleaning the working equipment



8519



8520

With DD-Verdünner 8519 (8519) or PUR-Streichverdünner 8520 (8520) immediately after use.

## SUBSTRATE

### Type of substrate

Wood, wooden materials, metal as well as hard PVC

### Substrate property

The substrate must be dry, clean, capable of holding the paint, free from separating substances such as grease, wax, silicone, resin etc. and free from wood dust, as well as tested for suitability for coating.

Please observe the additional documents:

- ÖNORM B 3430-1
- ÖNORM B 2230-1
- Current BFS information sheets
- DIN 18363

Remove old coatings that cannot be recoated.

<b>Wood moisture</b>	<b>Hardwoods:</b> 12 ± 2 % <b>Softwoods:</b> 15 ± 2 %
<b>Substrate preparation</b>	<b>Wood and wood-based materials:</b> Break sharp edges and remove any wood extractives such as resins and resin galls. Wood sanding Grit size 120 - 150 <b>Iron and steel:</b> Remove rust down to bare metal. Thoroughly remove greasy or oily impurities using Entfetter (7233). <b>Zinc, aluminium and other non-ferrous metals:</b> Sand until matt with abrasive fleece and Entfetter (7233). <b>Hard PVC and coatable plastics:</b> Sand until matt with abrasive fleece and Entfetter (7233). <b>Tiles:</b> Sand until matt with abrasive fleece and Entfetter (7233). <b>Old coatings:</b> Sand intact old coatings with grit size 120 and clean. Remove old coatings that cannot be recoated.
<b>COATING SYSTEM</b>	
<b>General</b>	The following coating systems are exemplary.
<b>Impregnation</b>	<b>Wood and wood-based materials in outdoors areas</b> If necessary, impregnate outdoors once with Pullex Imprägnier-Grund (4436) (applies to timbers of durability class 3-5 according to EN 350) to protect against blue stain, fungal decay and insect infestation. Use wood preservatives safely. Always read the label and observe the respective technical data sheets of the products before use.
<b>Primer coat</b>	<b>Iron and steel, outdoors:</b> 1 – 2 x 2K-Epoxy-Grund (5604) <b>Zinc, aluminium and other non-ferrous metals in outdoors areas:</b> 1 x 2K-Epoxy-Grund (5604) <b>Anodised aluminium and stainless steel:</b> Sand anodised aluminium and stainless steel very well until matt and prime within 60 minutes with 2K-Epoxy-Grund (5604). <b>Powder coating:</b> For powder coatings we generally recommend priming with 2K-Epoxy-Grund (5604). Make a sample and check adhesion. <b>Old coatings:</b> No primer coating is required for intact old coatings, but the compatibility of the coating must be checked. Damaged areas in not intact old coats must be pre-treated according to the respective substrate. Coating system like new paint.
<b>Intermediate sanding</b>	If necessary, grind the primed surface with grit size 240. Remove sanding dust.
<b>Intermediate coat</b>	1 x 2K-PU-Multilack Glänzend (4527) (for the Spray application not necessary)

---

<b>Intermediate sanding</b>	If necessary, sand the primed surface with grit size 240. If the drying time is longer than 24 hours, a prior sanding is necessary.
-----------------------------	--

---

<b>Finishing coat</b>	1 x 2K-PU-Multilack Glänzend (4527)
-----------------------	-------------------------------------

---

## MAINTENANCE

<b>Care</b>	The durability depends on several factors: these include particularly the type of weathering, constructive protection, mechanical stress and the choice of colour applied. To obtain long durability, regular inspection, maintenance and, if necessary, repair measures are necessary.  If required, remove dust and dirt from the still intact areas and paint 1 – 2 x using 2K-PU-Multilack Glänzend (4527).
-------------	---

---

<b>Maintenance</b>	When renovating the outer surface of dimensionally stable wooden construction elements (windows and front doors), the coating on the inside must be checked and, if necessary, coated with the same system.
--------------------	---

---

## ORDERING INFORMATION

<b>Size of trading unit</b>	1 kg, 4 kg
-----------------------------	------------

---

<b>Colour shades / Glosslevels</b>	Colour shades can be obtained using the <b>ADLER colour mixing system PUR-Mix</b> .
------------------------------------	---



	<b>Base paint(s):</b> 2K-PU-Multilack Glänzend W10 Weiß, tönbar (4527000010) 2K-PU-Multilack Glänzend Basis W30 (4527000030)
--	--

	In order to ensure uniformity of the colour shade, use only material with the same batch number on a given surface.
--	---

	It is recommended to prepare a trial colour sample on the original substrate using the coating system selected in order to assess the final colour shade.
--	---

	Please observe our <b>ARL 800- Working guideline for working (including care and maintenance) with ADLER Mix, PUR Mix and Color4You dosing machines</b> .
--	---

---

<b>Supplementary products</b>	2K-Epoxy-Grund (5604) DD-Verdünner 8519 (8519) Entfetter (7233) Pullex Aqua-Color (5325) Pullex Color (4403) Pullex Imprägnier-Grund (4436) PUR-Streichverdünner 8520 (8520) PUR-Hardener 8410 (8410)  Please refer to the corresponding technical data sheets of the products.
-------------------------------	--

---

## FURTHER DETAILS

<b>Durability / storage</b>	Min. 3 year(s) in the original sealed containers.
-----------------------------	---



	Make sure the product is protected against moisture, direct sunlight, frost and high temperatures (above 30 °C).
--	--

	Close opened containers well and use up the content as soon as possible.
--	--

---

<b>Technical specifications</b>	VOC content of the ready-to-use mixture: Limit value according to Directive 2004/42/EC for 2K-PU-Multilack Glänzend (Cat A/j): 500 g/l. 2K-PU-Multilack Glänzend contains a maximum of 520 g/l VOC.
---------------------------------	--

---

---

## Safety information



The product is only suitable for the industrial and professional use.

When sanding, use at least a P2 dust filter as personal safety equipment to protect against abrasive and wood dust. In case of hardwood (especially for Beech, Oak) a dust filter P3 is recommended.

The inhalation of paint aerosols during spray application must generally be avoided. This is ensured by the proper use of a respirator (combination filter A2/P2).

Further information on the subject of safety during transport, storage and handling as well as disposal can be found in the relevant safety data sheet. The current version can be accessed on the Internet at [www.adler-lacke.com](http://www.adler-lacke.com).

---

PACHE SARL