

# Technical data sheet

Lignovit Color STQ

5343

Water-based, **opaque wood coating** for **brush application** for industrial and commercial use

## PRODUCT DESCRIPTION

### General

Water-based, thin-layer wood coating based on acrylate and alkyd resin dispersions. The easy-to-apply product is characterised by high block resistance and good weather resistance.

### Special properties and standards

- The coating is protected against blue stain and mould by a biocidal active substance.

**Active substance:**


2.4 g/kg (0.24 %) 3-Iod-2-propinylbutylcarbamate

- **French ordinance DEVL1104875A**

Marking of construction coating products for their emission of volatile pollutants: A+



### Application area



For non-dimensionally stable and limited dimensionally stable timber components for exterior use, such as e.g. wooden houses, timber cladding, canopies, profile boards, window shutters, balconies, gates.

## PROCESSING


### Processing instructions



- Please stir the product before use. However, prevent entry of air while stirring.
- The temperature of the product and object, and the room temperature must be at least +10 C.
- The optimal conditions for use are between 15 - 25 °C with a relative atmospheric humidity between 40 - 80 %.
- Do not process it under conditions of intense sunlight, rain, extremely high humidity, strong wind or pending frost.
- Early exposure to water from rain or dew must be prevented!
- For new timber components we recommend an all-over coating.
- Due to the system, glazes are only limitedly step-resistant and therefore require more frequent maintenance.
- Resin flow cannot be avoided by the coating.
- Water-soluble wood extracts can be leached particularly by driving rain. This can be minimized by an all-over coating and additional sealing of the end grains.
- Residual plaster (high level of alkalinity) or ferrous dust (rust formation) may lead to black discoloration on larch wood and other types of wood rich in extracts.

- The color shade, compatibility and adhesion to the substrate must be checked by creating sample panels.
- Ensure good ventilation during application and drying.
- Smooth, planed wooden surfaces are less absorbent and should be given a third coat if necessary.
- Any change in the processing sequence, environmental conditions, non-observance of instructions or the use of products not listed may have an unfavourable effect on the result. Deviations lead to film and adhesion problems as well as to impairments with regard to weathering and color stability.
- Please follow our **ARL 500 - Working guideline for coating non-dimensionally stable and limited dimensionally stable construction elements – General part.**

### Application technique



	Brushing
Applied quantity per application (g/m <sup>2</sup> )	80 - 100

The product is ready to use.

An additional 40 % material consumption is to be expected on rough sawn timber.

The shape and surface condition of the workpiece as well as the type of application influence the actual consumption. Accurate values for consumption must be obtained by applying trial coats in advance.

### Drying times

(at 23 °C and 50 % rel. humidity)




Dust-dry (ISO 1517)	approx. 30 minutes
Sandable and recoatable	approx. 3 - 4 hour(s)
Dried through	approx. 12 hour(s)

The figures given above are reference values. The drying time depends on the type of substrate, coat thickness, temperature, air exchange and relative atmospheric humidity.

Lower temperatures and/or high level of atmospheric humidity can increase the drying time.

Avoid direct sunlight!

### Cleaning the working equipment



With water immediately after use.

To remove dried paint residues we recommend using Aqua-Cleaner (8029) (diluted 1:1 with water).

## SUBSTRATE

### Type of substrate

Softwoods

### Substrate property

The substrate must be dry, clean, capable of holding the paint, free from separating substances such as grease, wax, silicone, resin etc. and free from wood dust, as well as tested for suitability for coating.

A prerequisite for ensuring long durability of the coating is to observe the basic principles of constructional wood preservation.

### Wood moisture

15 % ± 2 %

### Substrate preparation

For optimal durability we recommend to sand smooth wooden surfaces with grain size 80 – 120 in the direction of the fibre, clean thoroughly and remove

wood extractives such as, for example, resins and resin pockets. Round off any sharp edges.

Clean resinous timbers containing drying retardant components with Nitro-Verdünner 8017 (8017).

Treat algae, green deposits or mould in outdoor areas with Aviva Fungisan (8308).

## COATING SYSTEM

### General

The following coating systems are exemplary.

### Impregnation

If necessary outdoors, apply 1 coat of Lignovit Primo (5358) (applies to timbers of durability class 3-5 according to EN 350) to protect against blue stain, fungal decay and insect infestation.

Intermediate drying time: approx. 4 hours

Use wood preservatives safely. Always read the label and observe the respective technical data sheets of the products before use.

Please follow our **ARL 056 - Working guideline for the use of wood preservatives**.

### Primer coat

**For colored shades:**

1 x Lignovit Color STQ (5343)

**White & pastel colours:**

1 x Lignovit Sperrgrund (5322)

### Intermediate sanding



If necessary: Slight smooth sanding: Grit size 240 – 280

Remove sanding dust.

### Finishing coat

**For colored shades:**

1 x Lignovit Color STQ (5343)

**White & pastel colours:**

2 x Lignovit Color STQ (5343)

## MAINTENANCE

### Care

Please follow our **ARL 504 - Working guideline for coating non-dimensionally stable and limited dimensionally stable construction elements - Maintenance and Repair**.

## ORDERING INFORMATION

### Size of trading unit

4 l, 22 l

### Colour shades



**Standard colour(s):**

RAL9016 Verkehrsweiß (5343009016)

Other colour shades can be obtained using the **ADLER colour mixing system ADLERMix**.

**Base paint(s):**

Lignovit Color STQ W10 Weiß, tönbar (5343000010)

Lignovit Color STQ Basis W30 (5343000030)

It is recommended to prepare a trial colour sample on the original substrate using the coating system selected in order to assess the final colour shade.

In order to ensure uniformity of the colour shade, use only material with the same batch number on a given surface.

Please consume blended products within 3 months.

Please observe our **ARL 800- Working guideline for working (including care and maintenance) with ADLER Mix, PUR Mix and Color4You dosing machines.**

### Supplementary products

Aqua-Cleaner 8029 (8029)  
Aviva Fungisan (8308)  
Lignovit Primo (5358)  
Lignovit Sperrgrund (5322)  
Nitro-Verdünner 8017 (8017)  
Abbeizer Rote Krähe Extrem (8314)

Please refer to the corresponding technical data sheets of the products.

## FURTHER DETAILS

### Durability / storage



Min. 1 year(s) in the original sealed containers.

Make sure the product is protected against moisture, direct sunlight, frost and high temperatures (above 30 °C).

Close opened containers well and use up the content as soon as possible.

### Technical specifications

VOC content of the ready-to-use mixture: EU limit for Lignovit Color STQ (Cat A/d): 130 g/l.  
Lignovit Color STQ contains maximum 70 g/l VOC.

### Giscode

BSW50

### Safety information



The product is only suitable for the industrial and professional use.

When sanding, use at least a P2 dust filter as personal safety equipment to protect against abrasive and wood dust.

Further information on the subject of safety during transport, storage and handling as well as disposal can be found in the relevant safety data sheet. The current version can be accessed on the Internet at [www.adler-lacke.com](http://www.adler-lacke.com).