

Technical data sheet

Legno Smart-Öl

7045

Eco-friendly, universal 2C oil for trade and industry

PRODUCT DESCRIPTION

General

Hard wax oil with high solids content made from natural oils, for the treatment of hard and softwoods, with a high solids content (>97 %). The product has been designed for single application. Stand-out features include good penetration capacity, outstanding mechanical and chemical resistance, very good filling performance, very good resistance to water and a pleasant feel. If desired, can also be used as a single-component product. Antistatic. Hardening is achieved by absorption of oxygen from the atmosphere (oxidative drying).

Special properties and standards



- **ADLER green product**
ADLER green products are objectively tested and certified according to three categories: Environment, Health & Safety, and Durability. Only products that score positively in all these areas are awarded the green sustainability label.
- **ÖNORM A 1605-12 (furniture surfaces)**
Resistance to chemical reactions: 1-B
- **DIN 53160-1 and DIN 53160-2**
Confirmed by an external test certificate.
Perspiration and saliva-proof properties.
- **ÖNORM EN 71-3**
Confirmed by an external test certificate.
Safety of toys; migration of certain elements (free of heavy metals).
- **French ordinance DEVL1104875A**
Marking of construction coating products for their emission of volatile pollutants: A+

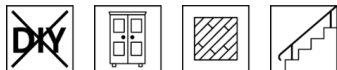
1-1 IMC 7045 | 04/25 | replaces 1-0

ADLER-Werk Lackfabrik, A-6130 Schwaz

Fon: +43/5242/6922-190, Fax: +43/5242/6922-309, Mail: technical-support@adler-lacke.com

Our instructions are based on the current state of knowledge and are intended to advise the buyer/user to the best of our knowledge, but must be individually adapted to the areas of application and processing conditions. The buyer/user is responsible for deciding on the suitability and use of the supplied product, which is why we recommend that a sample be produced to check the suitability of the product. In all other respects, our General Terms and Conditions of Sale apply. All previous data sheets lose their validity with this edition. We reserve the right to make changes to container sizes, color shades and available gloss levels.

Application area



For the surface treatment of furniture and interior finishing surfaces that are subject to normal or heavy wear, e.g. bedroom and living room fittings, wooden floors.

For the surface treatment of interior doors and staircases.

Substances contained

Natural vegetable oils (linseed oil, wood oil), hard waxes, matting agents, lead-free and cobalt-free drying agents, as well as oxime-free anti-skinning agents.

PROCESSING

Processing instructions



- Please stir the product before use.
- The temperature of the product and object, and the room temperature must be at least +10 C.
- The optimal conditions for use are between 20 - 25 °C with a relative atmospheric humidity between 40 - 60 %.
- Legno Smart-Öl (7045) can also be used as a single-component product for surfaces that are only subject to minimal wear and tear. Please note that, in this case, the required drying time increases significantly and the durability of the coated surfaces is reduced.
- Apply the product and leave a short time to take effect and then carefully wipe of the excess with a cotton cloth or pack of gauze in the direction of the fibre.
- For a better surface finish and in particular when treating larger surfaces, we recommend sanding Legno Smart-Öl (7045) first using a random orbital sander or a single-disc machine with fine-grit sanding pads or a sanding fleece, then polishing the surface with polishing pads and finally wiping it down with a lint-free cotton cloth, working in the direction of the grain.
- To prevent the formation of shiny pores during the surface treatment of deep-pored woods, it is recommended to rework the surface with a non-scratching brush, e.g. a horsehair brush, after removing any excess, and then wipe across the entire surface with a cloth, working in the direction of the grain.
- The formation of a film must be avoided at all costs!
- The high solids content means that one application is generally sufficient.
- Apply a maximum of one thin coat of this product to the inner surfaces of furniture and cabinets on account of possible odours.
- **Attention:** Care should be taken to sand the wood uniformly and to apply the product evenly!
- **Important:** With hardwoods and tropical woods that are rich in active substances, we strongly recommend doing a test treatment with Legno Smart-Öl (7045) before proceeding.
- Any change in the processing sequence, environmental conditions, non-observance of instructions or the use of products not listed may have an unfavourable effect on the result.
- Please read and take note of our working guidelines **ARL 013 – Safety measures required for the use of oils and waxes that dry by oxidation** and **ARL 160 – Working guidelines for oils and waxes**.

Blending ratio



Legno Smart-Öl (7045) can only be used with a hardener and in the mixing ratio specified.

3 Part(s) by weight Legno Smart-Öl (7045)
 1 Part(s) by weight Legno Hardener (7084000210)

Legno Hardener (7084000210) must be carefully worked into the product by stirring before processing.

Pot life

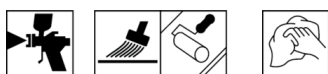


3 hour(s)

Increased temperatures reduce the pot life.

A further extension of the pot life is not possible.

Application technique



	Cup gun	Brushing	Rolling	Wiping
Spraying nozzle Ø (mm)	1,8 - 2,0		-	
Spraying pressure (bar)	2 - 3		-	
Applied quantity per application (ml/m ²)	30 - 50		-	
Yield per application (m ² /l)	-		15 - 30	

The stated yield includes spray loss.

The shape and surface condition of the workpiece as well as the type of application influence the actual consumption. Accurate values for consumption must be obtained by applying trial coats in advance.

Drying times

(at 23 °C and 50 % rel. humidity)



Follow-up treatment	12 h
Thoroughly dried	7 day(s)

The figures given above are reference values. Drying depends on the substrate, layer thickness, temperature, air exchange, relative humidity, stacking pressure and stacking conditions.

To ensure perfect drying, good room ventilation must be provided. Low ventilation, e.g. from dense stacking, delays drying.

On types of woods rich in extracts (such as oak, iroko), drying may be delayed.

Lower temperatures and/or high level of atmospheric humidity can increase the drying time.

Cleaning the working equipment



With Legno-Reiniger (7003) or Adlerol-Terpentinölersatz (7231) immediately after use.

SUBSTRATE

Type of substrate

Fine-pored and coarse-pored hardwoods and softwoods.

Substrate property

The substrate must be dry, clean, capable of holding the paint, free from separating substances such as grease, wax, silicone, resin etc. and free from wood dust, as well as tested for suitability for coating.

Wood moisture

Hardwoods: 12 ± 2 %

Softwoods: 15 ± 2 %

Substrate preparation



Furniture and interior doors:

Graduated wood sanding Grit size 150 - 240

Wooden and parquet floors:

Graduated wood sanding Grit size 100 - 180

Remove sanding dust.

For especially high-quality results, in particular with solid woods, it is recommended to moisten the sanded wood and, after drying, to sand it until smooth using the grit size last used.

PROCESSING STEPS

Product application

1 x Legno Smart-Öl (7045)

If required, after allowing to dry over night, you can also apply a further coat of Legno Smart-Öl (7045).

CLEANING AND MAINTENANCE

Cleaning

Clean with water, Clean-Möbelreiniger (7202), Clean-Parkettreiniger (7207) or a mild household cleaner. Use Legno Reiniger (7003) for greasy stains.

For cleaning and after-care of wooden floors, you can also use Legno Holzbodenseife (7031).

Cleaning must be carried out at the earliest 14 days after application of the oil/wax/hard wax oil.

Abrasive cleaning agents should not be used.

Maintenance

For **freshening up and after-care**, apply 1 x Legno Pflegeöl (7009) and wipe away the excess.

Please read and take note of our **ARL 259 – Care instructions for furniture treated with Legno Smart-Öl 7045**

Please read and take note of our **ARL 262 – Care instructions for floors treated with Legno Smart-Öl 7045**

ORDERING INFORMATION

Size of trading unit

Colourless and standard colours: 1 l, 2.75 l
Base W30: 0.875 l, 2.4 l

Colour shades

Standard colour(s):

Basis W30 (7045000030)
Farblos (7045000200)
Hebe (7045112780)
Fortuna (7045112781)
Kronos (7045112782)
Selene (7045112783)
Uranus (7045112784)
Moros (7045112785)
Thor (7045112786)
Athene (7045112787)
Herakles (7045112788)
Eros (7045112789)
Pan (7045112790)
Artemis (7045112791)
Hades (7045112792)

The final colour achieved is very dependant on the inherent colour of the wood and the quantity of the product that is applied.

Supplementary products

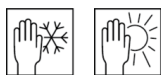
Adlerol-Terpentinölersatz (7231)
Clean-Möbelreiniger (7202)
Clean-Parkettreiniger (7207)

Legno Hardener (7084)
Legno Holzbodenseife (7031)
Legno Pflegeöl (7009)
Legno Reiniger (7003)

Please refer to the corresponding technical data sheets of the products.

FURTHER DETAILS

Durability / storage



Min. 1 year(s) in the original sealed containers.

Make sure the product is protected against moisture, direct sunlight, frost and high temperatures (above 30 °C).

We recommend to transfer the contents of open containers to smaller ones in order to prevent gelling / skin formation.

Giscode

Ö20+ oder Ö20/DD+

Safety information



The inhalation of paint aerosols during spray application must generally be avoided. This is ensured by the proper use of a respirator (combination filter A2/P2).

When using cloths that have been soaked with oxidative drying products, there is a risk of spontaneous combustion! Spread soaked cloths out and let them dry; it is necessary to store them in sealed metal containers or under water.

When sanding, use at least a P2 dust filter as personal safety equipment to protect against abrasive and wood dust. In case of hardwood (especially for Beech, Oak) a dust filter P3 is recommended.

Using the product in spraying booths, which are contaminated with nitrocellulose-containing spray dust, is prohibited owing to the risk of self-ignition!

Further information on the subject of safety during transport, storage and handling as well as disposal can be found in the relevant safety data sheet. The current version can be accessed on the Internet at www.adler-lacke.com.