

Technical data sheet

Brilliant-Metallic

2492

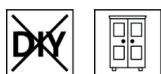
Solvent-based metal effect paint for coating furniture, for use in industry and trade

PRODUCT DESCRIPTION

General

Solvent-based 2C metal effect paint for creative, brilliant metallic surfaces for furniture and interior finishing with properties similar to real metal.

Application area



For furniture, interior fixtures, wall paneling and wood ceilings.

Application in combination with a suitable topcoat system.

The area of application depends on the processing of the product and the topcoat system selected.

PROCESSING

Processing instructions



- Brilliant-Metallic (2492) must not be stirred too vigorously. It is only processed by stirring with a spatula.
- The temperature of the product and object, and the room temperature must be at least +10 C.
- The coat Brilliant-Metallic is applied relatively “dry” – with not too much paint applied in several thin films.
- To achieve a uniform appearance, we recommend manufacturing the front surfaces of one commission in the same operation.
- Any change in the processing sequence, environmental conditions, non-observance of instructions or the use of products not listed may have an unfavourable effect on the result.
- Please follow our **ARL 131 - Working guidelines for PUR furniture paints**.

Blending ratio



10 part(s) by weight or by volume Brilliant-Metallic (2492)
 1 part(s) by weight or by volume PUR-Hardener 8419 (8419000210)

Brilliant-Metallic (2492) can only be used with a hardener and in the mixing ratio specified. Deviations lead to film and adhesion problems.

Pot life

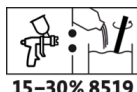


8 hour(s)

Mixed material can be used one more working day, but must be mixed 1:1 with freshly hardened material. A further extension of the pot life is not possible.

Increased temperatures reduce the pot life.

Application technique



	Cup gun
Spraying nozzle Ø (mm)	1,5

1-0 IMC 2492 | 06/25 | replaces 0-1

ADLER-Werk Lackfabrik, A-6130 Schwaz

Fon: +43/5242/6922-190, Fax: +43/5242/6922-309, Mail: technical-support@adler-lacke.com

Our instructions are based on the current state of knowledge and are intended to advise the buyer/user to the best of our knowledge, but must be individually adapted to the areas of application and processing conditions. The buyer/user is responsible for deciding on the suitability and use of the supplied product, which is why we recommend that a sample be produced to check the suitability of the product. In all other respects, our General Terms and Conditions of Sale apply. All previous data sheets lose their validity with this edition. We reserve the right to make changes to container sizes, color shades and available gloss levels.

Spraying pressure (bar)	2,0 - 3,0
Diluent	DD-Verdünner (8519)
Diluent amount added (%)	15 - 30
Viscosity 4-mm-cup (s)	16 - 18
Applied quantity per application (g/m²)	70

The shape and surface condition of the workpiece as well as the type of application influence the actual consumption. Accurate values for consumption must be obtained by applying trial coats in advance.

Drying times

(at 23 °C and 50 % rel. humidity)



Recoatable after

approx. 3 - 16 h

The figures given above are reference values. The drying time depends on the type of substrate, coat thickness, temperature, air exchange and relative atmospheric humidity.

Cleaning the working equipment



With DD-Verdünner 8519 (8519) or Waschverdünner (8501) immediately after use.

SUBSTRATE

Type of substrate

Solid wood, chipboard or wood fibre materials suitable for opaque varnishing, veneered or coated with priming film.

Substrate property

The substrate must be dry, clean, capable of holding the paint, free from separating substances such as grease, wax, silicone, resin etc. and free from wood dust, as well as tested for suitability for coating.

Substrate preparation

Carrier plates coated with priming film: Sanding Grit size 240
Hardwoods: Wood sanding Grit size 150 – 180

COATING SYSTEM

Primer coat

For closed-pore coating surfaces

Carrier plates coated with priming film:

(sharp sanding of the film with 240 grit)

a single spray application with PUR-Ecofill (2416) or Aduro Ecofill Smart (2317) is beneficial.

Solid wood, raw chipboard or chipboard panels veneered with blind veneer:

2 x primed with PUR-Ecofill (2416) or Aduro Ecofill Smart (2317)

Intermediate sanding Grit size 280 – 360


MDF panels:

insulated with Aduro Isoliergrund (2502) or Aduro Legnopur (2513)

1 – 2 x primed with PUR-Ecofill (2416) or Aduro Ecofill Smart (2317)

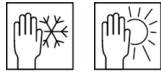
Intermediate sanding Grit size 280 – 360

Intermediate drying: at least 5 hour(s)

Intermediate sanding 	Grit size 320 Remove sanding dust. Intermediate sanding must be carried out immediately before the subsequent coating is applied in order to ensure good intermediate adhesion!
Intermediate coat	Pigmopur G50 (2406) in matching color shade Pigmopur G50 Silber (2406053429) Pigmopur G50 Gold (2406053430) Pigmopur G50 Titan (2406053431) Pigmopur G50 Bronze (2406053432) Pigmopur G50 Kupfer (2406053433) Intermediate drying time: min. 3 hour(s) to max. 8 hour(s).
Product application	Brilliant-Metallic (2492) in the desired colour Depending on the application area or desired effect, apply Brilliant-Metallic (2492) in several thin films. Intermediate drying time: min. 3 hour(s) to max. 16 hour(s).
Topcoat	1 – 2 x Pigmotop (2514) in the desired gloss level or 1 – 2 x Aduro High-Gloss (2634) Topcoat application within one working day!
CLEANING AND MAINTENANCE	
Cleaning and Maintenance	Cleaning with Clean-Möbelreiniger (7202).
ORDERING INFORMATION	
Size of trading unit	0.9 kg, 10 kg
Colour shades / Glosslevels	Standard colour(s): Silber (2492053429) Gold (2492053430) Titan (2492053431) Bronze (2492053432) Kupfer (2492053433)
Supplementary products	Aduro Ecofill Smart (2317) Aduro High-Gloss (2634) Aduro Legnopur (2513) Clean-Möbelreiniger (7202) DD-Isoliergrund (25103) DD-Verdünner 8519 (8519) Pigmopur G50 (2406) Pigmotop (2514) PUR-Ecofill (2416) PUR-Hardener 8419 (8419) Waschverdünner 8501 (8501) Please refer to the corresponding technical data sheets of the products.

FURTHER DETAILS

Durability / storage



Min. 1 year(s) in the original sealed containers.

Make sure the product is protected against moisture, direct sunlight, frost and high temperatures (above 30 °C).

Technical specifications

Delivery viscosity: 25 second – 30 second according to DIN 53211
(4 mm measuring cup, 20 °C)

Safety information



The product is only suitable for the industrial and professional use.

The inhalation of paint aerosols during spray application must generally be avoided. This is ensured by the proper use of a respirator (combination filter A2/P2).

Further information on the subject of safety during transport, storage and handling as well as disposal can be found in the relevant safety data sheet. The current version can be accessed on the Internet at www.adler-lacke.com.

PACHE SARL