

Technical data sheet

Aviva Terra Ultra-Weiß SD

4003

Preservative-free premium interior paint with Smart-Dry-Technology for DIY and professional use

PRODUCT DESCRIPTION

General

High-quality, pure white, breathable interior wall paint with Smart-Dry Technology for streak-free wall and ceiling applications. Very good touch-up properties and excellent covering power with one coat. This highly economical and easy-to-use product is odourless and formulated without the addition of preservatives, solvents and plasticisers. The manufacturing process is resource-saving, as the required fossil raw materials are replaced with renewable raw materials.

Special properties and standards



- **ÖNORM EN 1062-1**
Highly water vapor permeable, corresponds to the class V₁
- **ÖNORM EN 13300**
(Testing without dilution)
Wet abrasion resistance: R-class 1
Covering power: H₁₀-class 1 (for 8 m²/l)
Gloss level: G4 dull matt
Maximum grit size: S1 fine
- **declared product in baubook**
Criteria of the "Baubook Ökologisch ausschreiben" fulfilled
- **French ordinance DEVL1104875A**
Marking of construction coating products for their emission of volatile pollutants: A+

Application area



For all white wall and ceiling coatings throughout the interior. Particularly suitable for living rooms, bedrooms, nurseries, offices, hospitals, medical treatment homes, schools, etc., that must be reoccupied quickly.

PROCESSING

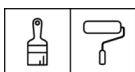
Processing instructions



- Please stir the product before use.
- The temperature of the product and object, and the room temperature must be at least + 5 °C.
- The optimal conditions for use are between °C with a relative atmospheric humidity between %.
- To avoid crusts apply the coat at one stroke using the wet-on-wet method.

- Signs of touch-up work on the surface depend on several factors and hence, cannot be avoided (BFS data sheet 25).
- When reworking sealants, cracks and discoloration may occur in the coating material. Due to the large number of sealant systems, you should carry out your own tests in individual cases to assess adhesion and processing results.
- Especially for renovation only one coat is usually needed due to the high covering power.
- Due to the preservative-free formulation of the product we recommended for the processing clean tools, water and a separate container, as otherwise the durability of the remaining quantity is greatly reduced.
- Carefully cover and mask areas which are not to be coated.
- Remove paint splashes immediately with water.
- Any change in the processing sequence, environmental conditions, non-observance of instructions or the use of products not listed may have an unfavourable effect on the result.

Application technique



0-5% H₂O

1l
↓
7-8 m²

	Airless air-supported (Airmix®, Aircoat, etc.)	Brushing	Rolling
Spraying nozzle Ø (mm)	0,53 - 0,63	-	-
Spray nozzle (Ø inch)	0,021 - 0,026	-	-
Nozzle angle (°)	50	-	-
Spraying pressure (bar)	150 - 180	-	-
Fine strainer (µm)	200	-	-
Diluent	Water		
Diluent amount added (%)	0 - 5		
Applied quantity per application (ml/m ²)	125 - 145		
Yield per application (m ² /l)	7 - 8		

The shape and surface condition of the workpiece as well as the type of application influence the actual consumption. Accurate values for consumption must be obtained by applying trial coats in advance.

Drying times

(at 23 °C and 50 % rel. humidity)

3-4h

Subsequent coating	approx. 3 - 4 hour(s)
--------------------	-----------------------

The figures given above are reference values. The drying time depends on the type of substrate, coat thickness, temperature, air exchange and relative atmospheric humidity.

Lower temperatures and/or high level of atmospheric humidity can increase the drying time.

Cleaning the working equipment



With water immediately after use.

To remove dried product residues we recommend using Abbeizer Express (8313).

SUBSTRATE

Type of substrate

For absorbent mineral substrates such as plaster, concrete, etc., and gypsum-based materials, as well as absorbent, firmly adhering old coatings.

Substrate property

The substrate must be dry, clean, capable of holding the paint, free from separating substances such as grease, wax, silicone, etc. and free from dust, as well as tested for suitability for coating.

Remove old coatings that cannot be recoated.

Please observe the additional documents:

- ÖNORM B 2230-2
- ÖNORM B 3430-1
- DIN 18363

Substrate preparation

Touch up small cracks, holes or unevenness using a suitable filler.

Thoroughly remove greasy or oily impurities using Entfetter (7233).

No pre-treatment is necessary for clean, slightly absorbent, dry and recoatable substrates.

Treat mold infestation indoor with Aviva Schimmelex chlorfrei (8312) or Aviva Fungisan (8308).

Plasters in mortar groups P II and P III:

Allow new plaster application to remain untreated for 3 to 4 weeks. Re-plastered patches must be set well and dried up. If necessary, treat with fluosilicate. On coarsely porous, slightly sanding or absorbent surfaces, apply a primer coat using Aviva Tiefengrund WV (4074).

Gypsum and ready made plasters in mortar groups P IV and P V:

Grind off any sintered coat remaining. On coarsely porous, slightly sanding or absorbent surfaces, apply a primer coat using Aviva Tiefengrund WV (4074).

Gypsum plaster boards (GKP):

Sand off filler burrs and remove the dust thoroughly. Base coat with Aviva Tiefengrund WV (4074) diluted 1:1 with water. For panels with water-soluble, discoloring ingredients, an additional primer coat with e.g. Aviva Isolier-Weiß CT (4049) is required. Please observe BFS data sheet no. 12.

Concrete surfaces:

Clean concrete surfaces with dirt deposits, separating agents or powder layers mechanically or with the help of pressurised water jets (in compliance with statutory regulations). On coarsely porous, slightly sanding or absorbent surfaces, apply a primer coat using Aviva Tiefengrund WV (4074).

Recoatable coatings:

Work directly on matt and slightly absorbent coatings. On coarsely porous, slightly sanding or absorbent surfaces, apply a primer coat using Aviva Tiefengrund WV (4074).

Apply leaching agents, roughen up or sand off glossy or smooth substrates (such as painted and latex substrates, sintered layers).

Glue-bound distempers:

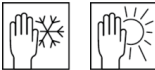

Wash off thoroughly and apply a primer coat using Aviva Tiefengrund WV (4074).

Avoid a glossy drying of Aviva Tiefengrund WV (4074).

COATING SYSTEM

Primer coat

See substrate preparation

Intermediate coat	If necessary: 1 x Aviva Terra Ultra-Weiß SD (4003) undiluted or diluted to a maximum of 5 wt.% water.
Finishing coat	1 x Aviva Terra Ultra-Weiß SD (4003) undiluted or diluted to a maximum of 5 wt.% water.
ORDERING INFORMATION	
Size of trading unit	11, 31, 91, 151
Colour shades / Glosslevels	Standard colour(s): Weiß (4024050063) In order to ensure uniformity of the colour shade, use only material with the same batch number on a given surface.
Supplementary products	Abbeizer Express (8313) Aviva Fungisan (8308) Aviva Schimmelex chlorfrei (8312) Aviva Tiefengrund WV (4074) Please refer to the corresponding technical data sheets of the products.
FURTHER DETAILS	
Durability / storage 	Min. 2 year(s) in the original sealed containers. Make sure the product is protected against moisture, direct sunlight, frost and high temperatures (above 30 °C). Close opened containers well and use up the content as soon as possible.
Technical specifications	VOC content: Limit value according to Directive 2004/42/EC for Aviva Terra Ultra-Weiß SD (Cat. A/a): 30 g/l. Aviva Terra Ultra-Weiß SD contains < 1 g/l VOC.
Declaration of ingredients according to VdL-RL 01	acrylic dispersions / inorganic white and coloured pigments / water / surface additive / rheology additives / interface additives
Giscode	BSW10
Safety information 	The usual protective measures must also be observed when processing low-pollutant products. The inhalation of paint aerosols during spray application must generally be avoided. This is ensured by the proper use of a respirator (combination filter A2/P2). Wear safety goggles if there is a risk of splashing. If the product comes into contact with your eyes, rinse immediately with water. Ensure good ventilation during application and drying. During work, do not eat, drink or smoke. Do not allow to enter drains, water courses or soil. Only dispose of empty containers for recycling, liquid material residues can be disposed of as water-based paint waste, dried material residues as hardened paint or as household waste. Further information on the subject of safety during transport, storage and handling as well as disposal can be found in the relevant safety data sheet. The current version can be accessed on the Internet at www.adler-lacke.com .