

Technical data sheet

Arova Flex

1340

Water-based **hardwood stain** for accentuating the pores for **industrial and professional use**

PRODUCT DESCRIPTION

General

Water-based hardwood stain with very high light fastness based on micronized pigments to achieve a textured stain effect on fine-pored and coarse-pored hardwoods; striking, negative stain appearance on softwoods such as spruce. Flexible in application.

The product can be coated with water-based and solvent-based wood varnishes.

Special properties and standards



- **French ordinance DEVL1104875A**
Marking of construction coating products for their emission of volatile pollutants: A+

Application area



For furniture, interior fixtures, wall paneling and wood ceilings.

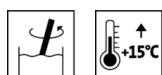
For immersion of frame furniture

Depending on the furniture coating used, the product is suitable for surfaces of furnitures and interior finishing in application areas II – IV according to ÖNORM A 1610-12.

Application in combination with a suitable topcoat system.

PROCESSING

Processing instructions



- Please stir product well before and during use.
- The temperature of the product and object, and the room temperature must be at least + 15 °C.
- Use product only in stainless steel or plastic immersion tanks.
- Clean the immersion tanks regularly.
- The shelf life of the contaminated product may be significantly shortened.
- A negative stain image is achieved on softwoods.
- In case of finely porous hardwoods, it is recommended to apply smaller quantities (approx. 35 gm/m²), since the stains are not distributed after the application.
- In the case of wood types with low absorbency or where a higher application quantity is required, the product can be spread/wiped out with a brush/sponge if necessary.
- Various types of wood such as Oak, various exotic woods, etc. contain water-soluble substances, which become active when overcoating with water-based furniture coatings. To prevent discoloration or marks

2-0 IMC 1340 | 01/25 | replaces 1-0

ADLER-Werk Lackfabrik, A-6130 Schwaz

Fon: +43/5242/6922-190, Fax: +43/5242/6922-309, Mail: technical-support@adler-lacke.com

Our instructions are based on the current state of knowledge and are intended to advise the buyer/user to the best of our knowledge, but must be individually adapted to the areas of application and processing conditions. The buyer/user is responsible for deciding on the suitability and use of the supplied product, which is why we recommend that a sample be produced to check the suitability of the product. In all other respects, our General Terms and Conditions of Sale apply. All previous data sheets lose their validity with this edition. We reserve the right to make changes to container sizes, color shades and available gloss levels.

(these can be more or less pronounced depending on the origin of the wood), when coating **oak, larch** and other types of wood rich in active substances we therefore recommend priming them first with Aduro Primer (2523).

- The color changes if the liquid stain comes into contact with metal.
- Do not return the product from the application tool or product contaminated with wood dust to the original container.
- Any change in the processing sequence, environmental conditions, non-observance of instructions or the use of products not listed may have an unfavourable effect on the result.
- Please observe our **ARL 110 - Working guidelines for staining Wood.**

Application technique



	Cup gun	Immersion
Spraying nozzle Ø (mm)	1,5	-
Spraying pressure (bar)	1,5 - 2,5	-
Yield per application (m²/l)	8 - 10	12- 15
Applied quantity per application (g/m²)	30 - 50	40 - 50

The stated yield includes spray loss.

The shape and surface condition of the workpiece as well as the type of application influence the actual consumption. Accurate values for consumption must be obtained by applying trial coats in advance.

Drying times

(at 23 °C and 50 % rel. humidity)




Recoatable (solvent-based coatings)	12 hour(s)
Recoatable (water-based coatings)	5 hour(s)

Depending on the system parameters, a flash-off time must be taken into account. No forced drying until the product is completely penetrated into the wood.

The figures given above are reference values. The drying time depends on the type of substrate, coat thickness, temperature, air exchange and relative atmospheric humidity.

Avoid direct sunlight!

Cleaning the working equipment



With water immediately after use.

To remove dried paint residues we recommend using Aqua-Cleaner (8029) (diluted 1:1 with water).

SUBSTRATE

Type of substrate

Fine pored and coarsely porous hardwoods

Substrate property

The substrate must be dry, clean, capable of holding the paint, free from separating substances such as grease, wax, silicone, resin etc. and free from wood dust, as well as tested for suitability for coating.

Substrate preparation

Wood sanding Grit size 150 – 180

It is advantageous to water the sanded wood and after drying smooth sanding with grain size 180 - 220; this step is absolutely necessary for solid oak.

COATING SYSTEM

Stain application

Immersion method:

1 x Arova Flex (1340) if necessary wipe with sponge

Spraying method:

Apply uniformly along the direction of the wood fiber using the wet on wet method with slight excess so that the surfaces appear slightly moist. On wood types such as ash, oak or spruce, we recommend spreading the stain shortly after application (approx. 45 g/m²), first crosswise and then lengthwise to the direction of the wood fibers; this creates a more textured stain appearance on coarse-pored hardwoods. In case of finely porous hardwoods, it is recommended to apply smaller quantities (approx. 35 gm/m²), since the stains are not distributed after the application.

Wiping method:

Apply evenly and generously Remove immediately excess using a lint-free staining paper (pad) with the wood grain.

If a longer open time (wipe-out) is desired, up to max. 20 % Arova Aqua-Additive Wischzusatz Flex (8116040776) can be added. Do not add more, as adhesion problems may occur.

Subsequent coating

The product can be coated with both water- and solvent-based ADLER furniture coatings. For light stain shades and color tones, we generally recommend the use of lightfast varnishes such as Bluefin Resist, Aduro Legnopur. When using non-lightfast types of paint, it can be expected that the final color will appear slightly yellowish; this effect increases with aging.

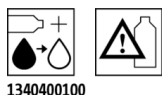
For white stained surfaces we recommend to apply additionally one layer of Legnopur, tinted with 1.0 % up to a max. of 3.0 % Solva-Tint Polarweiß (9035040114). Alternatively, a water-based furniture varnish such as Bluefin Top-Antiscratch, tinted with 1.0 to max. 3.0 % Aqua-Tint Polarweiß (9009040114), can be used. Avoid overlapping when spraying!

ORDERING INFORMATION

Size of trading unit

0.9l, 4l

Colour shades / Glosslevels



1340400100

Standard colour(s):

Farblos (1340400100)
Gelb (1340041001)
Rot (1340041002)
Blau (1340041003)
Kreide (1340041004)
Granit (1340041005)
Gneis (1340041006)
Schiefer (1340041007)
Lava (1340041008)
Tuff (1340041009)
Sand (1340041010)
Jaspis (1340041011)
Dravit (1340041012)
Magma (1340041013)

All colours can be mixed with each other and, if required, diluted with Arova Flex Farblos (1340400100).

If it is thinned excessively, the inherent colour of the wood and the natural yellowing of the wood can lead to noticeable colour changes over a period of time.

Prior to applying the stain and the coating, you should always stain a sample on the original wood and treat it with the intended coating material in order to assess the final colour shade. Only use stains from the same batch for a commission.

Supplementary products

Aduro Primer (2523)
Aqua-Cleaner 8029 (8029)
Aqua-Tint Polarweiß (9009040114)
Arova Aqua-Additive Wischzusatz Flex (8116040776)
Solva-Tint Polarweiß (9035040114)

Please refer to the corresponding technical data sheets of the products.

FURTHER DETAILS

Durability / storage



Min. 1 year(s) in the original sealed containers.
Cool, but frost-free.

Safety information



The product is only suitable for the industrial and professional use.

The inhalation of paint aerosols during spray application must generally be avoided. This is ensured by the proper use of a respirator (combination filter A2/P2).

Further information on the subject of safety during transport, storage and handling as well as disposal can be found in the relevant safety data sheet. The current version can be accessed on the Internet at www.adler-lacke.com.