

Technical data sheet

Arova Colora

1326

Water-based, **semi-transparent pigmented stain** for use in **industry and trade**

PRODUCT DESCRIPTION

General

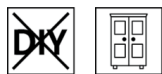
Water-based, semi-transparent pigmented stain for both hardwoods and softwoods in furniture and interior finishing, with very good lightfastness. Especially suitable for staining fine-pored woods such as maple or beech. For profiled components, e.g. mouldings or furniture with a framed structure. After staining, you can then apply either a water-based or a solvent-based wood varnish.

Special properties and standards



- **French ordinance DEVL1104875A**
Marking of construction coating products for their emission of volatile pollutants: A+

Application area



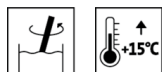
For furniture, interior fixtures, wall paneling and wood ceilings.

Depending on the furniture coating used, the product is suitable for surfaces of furnitures and interior finishing in application areas II – IV according to ÖNORM A 1610-12.

Application in combination with a suitable topcoat system.

PROCESSING

Processing instructions



- Please stir product well before and during use.
- The temperature of the product and object, and the room temperature must be at least + 15 °C.
- Air mix or low-pressure airless devices are also suitable for applying the stain. An application with a paint brush or sponge is not recommended.
- Less absorbent wood types require less application compared to more absorbent timber.
- Various types of wood such as Oak, various exotic woods, etc. contain water-soluble substances, which become active when overcoating with water-based furniture coatings. To prevent discolouration or marks when painting wood rich in active substances we therefore recommend priming them first with Aduro Primer (2523).
- Black spots on tannin-rich woods such as oak or ash are caused by metal contamination during woodworking and are particularly visible on brightly stained surfaces. If you add 4 % Aqua-Add M (8126) to Arova Colora, this colour reaction can to a large extent be avoided or even completely prevented. The mixture can be used for up to 1 week.
- The color changes if the liquid stain comes into contact with metal.

- Do not return the product from the application tool or product contaminated with wood dust to the original container.
- Any change in the processing sequence, environmental conditions, non-observance of instructions or the use of products not listed may have an unfavourable effect on the result.
- Please observe our **ARL 110 - Working guidelines for staining Wood**.

Application technique



	Cup gun
Spraying nozzle Ø (mm)	1,5 - 1,8
Spraying pressure (bar)	2,0 - 2,5
Yield per application (m²/l)	6 - 8
Applied quantity per application (g/m²)	40 - 60

The stated yield includes spray loss.

The shape and surface condition of the workpiece as well as the type of application influence the actual consumption. Accurate values for consumption must be obtained by applying trial coats in advance.

Drying times

(at 23 °C and 50 % rel. humidity)




Recoatable (solvent-based coatings)	12 hour(s)
Recoatable (water-based coatings)	5 hour(s)

The figures given above are reference values. The drying time depends on the type of substrate, coat thickness, temperature, air exchange and relative atmospheric humidity.

Avoid direct sunlight!

Cleaning the working equipment



With soap-water immediately after use.

To remove dried paint residues we recommend using Aqua-Cleaner (8029) (diluted 1:1 with water).

SUBSTRATE

Type of substrate

Fine-pored and coarse-pored hardwoods and softwoods.

Substrate property

The substrate must be dry, clean, capable of holding the paint, free from separating substances such as grease, wax, silicone, resin etc. and free from wood dust, as well as tested for suitability for coating.

Substrate preparation

Wood sanding:

Hardwoods Grit size 150 – 180

Softwoods Grit size 120 - 150

It is advantageous to water the sanded wood and after drying smooth sanding with grain size 180 - 220; this step is absolutely necessary for solid oak.

COATING SYSTEM

Stain application

Apply uniformly along the direction of the wood fiber using the wet on wet method with slight excess so that the surfaces appear slightly moist. The product cannot be dispersed.

The final colour achieved is very dependant on the inherent colour of the wood and the quantity of the product that is applied.

Subsequent coating

Arova Colora (1326) is recoatable with both water and solvent-based furniture coatings. For light stain shades and color tones, we generally recommend the use of lightfast varnishes such as Bluefin Resist, Aduro Legnopur. When using non-lightfast types of paint, it can be expected that the final color will appear slightly yellowish; this effect increases with aging.

With surfaces that have had a white stain applied to them, we recommend additional evening out of the coating with Aduro Legnopur (2513), stained with between 0.3 and 1.0 % Pigmpur G50 Weiß (24005); try to avoid overlapping during spraying!

ORDERING INFORMATION

Size of trading unit

0.9 kg, 4.5 kg

Colour shades / Glosslevels



Standard colour(s):

Farblos (1326400100)

Weiß (1326600110)

ca. RAL1016 Ahorn (1326410160)

ca. RAL1019 Ahorn (1326410190)

ca. RAL2003 Ahorn (1326420030)

ca. RAL4003 Erikaviolett Ahorn (1326440030)

ca. RAL5012 Ahorn (1326450120)

ca. RAL6018 Ahorn (1326460180)

ca. RAL7006 Ahorn (1326470060)

ca. RAL7043 Ahorn (1326470430)

ca. RAL7044 Ahorn (1326470440)

ca. RAL1014 Buche (1326510140)

ca. RAL4009 Buche (1326540090)

ca. RAL6021 Buche (1326560210)

ca. RAL6034 Buche (1326560340)

Further RAL colours are available on request.

All colours can be mixed with one another and can be thinned with Arova Colora Farblos (1326400100) up to a maximum of 30 %.

If it is thinned excessively, the inherent colour of the wood and the natural yellowing of the wood can lead to noticeable colour changes over a period of time.

Prior to applying the stain and the coating, you should always stain a sample on the original wood and treat it with the intended coating material in order to assess the final colour shade. For a commission, therefore, only use stain from the same batch and wood from one trunk.

Supplementary products

Aduro Legnopur (2513)

Aduro Primer (2523)

Aqua-Add M (8126)

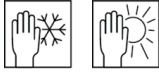
Bluefin Resist (2963)

Pigmpur G50 Weiß (24005)

Please refer to the corresponding technical data sheets of the products.

FURTHER DETAILS

Durability / storage



Min. 1 year(s) in the original sealed containers.

Make sure the product is protected against moisture, direct sunlight, frost and high temperatures (above 30 °C).

Close opened containers well and use up the content as soon as possible.

Safety information



The product is only suitable for the industrial and professional use.

The inhalation of paint aerosols during spray application must generally be avoided. This is ensured by the proper use of a respirator (combination filter A2/P2).

Further information on the subject of safety during transport, storage and handling as well as disposal can be found in the relevant safety data sheet. The current version can be accessed on the Internet at www.adler-lacke.com.

PACHE SARL