

Technical data sheet

Aquawood TIG E

57700 ff

Water-based **wood preservative impregnation** for **wooden windows** and **front doors** for **industrial and professional use**

It has been matched as a system with a **3-coat structure** with **Aquawood DSL Q10 M** and **Aquawood Intermedio**

PRODUCT DESCRIPTION

General

Water-based preservative wood impregnation with particularly uniform aspect on softwood with different absorption effects. The impregnation prevents grey and black stains.

Special properties and standards



- The active substances used provide the protection required against blue stain (Test conforming to EN 152-1) and wood-destroying fungi (Test conforming to EN 113), as specified by ÖNORM B 3803 or DIN 68800-3. Application quantity for testing in conformity with the standards 120 g/m².

Active substances (B, P)

0.8 % (0.8 g / 100 g) Permethrin

0.4 % (0.4 g / 100 g) Tebuconazole

- Approval as a wood preservative (PT8) according to the Biocidal Products Directive of the EU.
- Certificate of appreciation (05/93) ARGE Holzschutzmittel (wood preservatives consortium), Association of the Austrian chemical industry.
- French ordinance DEVL1104875A** regarding the marking of construction coating products for their emission of volatile pollutants: A+

Application areas



- For dimensionally stable and limited dimensionally stable timber components for exterior such as windows, front doors, window shutters, balconies, gates, winter garden, in usage class 2 and 3 without soil contact.

PROCESSING

Instructions for use



- Please stir the product before use.
- The temperature of the product and object, and the room temperature must be at least + 15 °C.
- The optimal conditions for use are between 15 – 25 °C with a relative atmospheric humidity between 40 – 80 %.
- The product is not weather-resistant without a topcoat!

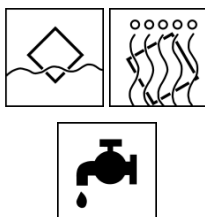
04-16 (supersedes 01-16) ZKL 5408

p.t.o.

ADLER-Werk Lackfabrik, A-6130 Schwaz
Tel: 0043/5242/6922-301, Fax: 0043/5242/6922-309, Mail: technical-support@adler-lacke.com

- In case of flow coating for a long time, the pH-value reduces and, as a result, there could be sagging problems. Hence, the pH value of impregnations that have already been used must be checked and, if required, corrected to the target pH-value of 7.50 – 9.00 by adding 0.05 – 0.10 % of the neutralisation agent 96149 (the addition of 0.05 % will increase the pH-value up to approx. 0.7 units).
- In case of an increase of viscosity in consequence of evaporation it will be necessary to adjust with water (nominal viscosity: 46 - 51 s in 2 mm cup). Before measuring the wood dust has to be screened.
- Thin it with up to 20 % water for better spread, above all, when using dark colour shades or under unfavourable conditions (increased temperatures or low atmospheric humidity). Compensate evaporation losses by adding water.
- On foam generation in the liquid agitation machine we recommend an addition of 0.1 – 0.3 % Entschäumerlösung 90642.
- Please follow our "**Working guideline for coating dimensionally stable and limited dimensionally stable construction elements**" along with all standards and guidelines for window construction and our "**Guidelines on the use of wood preservatives**".

Application technique



Application method	Immersion	Flow coating
Dilution (thinning)	water	
Thinner amount added in %	up to max. 20 %	
Yield per application (g/m) ² ¹⁾	100 - 120	
¹⁾ Yield including addition of thinner.		

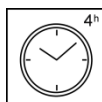
Attention: Do not spray product!

Attention: If the product is sprayed on in exceptional cases, an A2/P3 respirator mask must be used.

The shape, the properties and moisture of the substrate affect the consumption/yield. Accurate values for consumption must be obtained by applying trial coats in advance.

Drying times

(at 23 °C and 50 % rel. humidity)



Recoatable at room temperature:	after approx. 4 hours
Recoatable after forced drying: 20 min dripping 50 min drying stage (35– 40°C) 20 min cooling stage	after 90 min

The figures given above are reference values. The drying time depends on the type of substrate, coat thickness, temperature, air exchange and relative atmospheric humidity.

Avoid direct sunlight (very quick drying).

Cleaning the working equipment



With water immediately after use.

To remove dried paint residues we recommend using ADLER Aqua-Cleaner 80080 or ADLER Abbeizer Rote Krähe 95125.

SUBSTRATE

Type of substrate

Wood in accordance with the guidelines for window construction.

Substrate property (or condition)

The substrate must be dry, clean, capable of holding the paint, free from separating substances such as grease, wax, silicone, resin etc. and free from wood dust, as well as tested for suitability for coating.

Wood moisture

Dimensionally stable components: 13 % +/- 2 %

COATING SYSTEM

Primer coat

1 x Aquawood TIG E farbig (coloured) 57701 ff

Intermediate coat

Aquawood Intermedio 53663

Please observe the relative technical data sheets of the products.

Intermediate sanding



Grit size 220 – 240

Topcoat

Aquawood DSL Q10 SG 59198 ff
 or
 Aquawood DSL Q10 M 51751 ff

Please observe the relative technical data sheets of the products.

ORDERING INFORMATION

Size of trading unit

5 l, 25 l, 120 l poly-drum

Colour / degree of gloss

Standard colours:

Farblos (colourless)	57700
Dunkelbraun	57705
Kastanie	57707
Hellbraun	57724
Violett	57776
Melone	57778
Altholz	57779
Kürbis	57780
Dunkelbraun 01	57475
Kastanie 01	57476
Braun 01	57477
Afzelia 01	57483



Other colour shades can be obtained using the **ADLER colour mixing system ADLERMix**.

Base paints:

Aquawood TIG E W40	57793
Aquawood TIG E W30	57794
Aquawood TIG E W20	57795

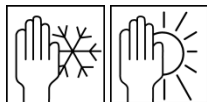
- All colour shades can be mixed with one another.
- Use Aquawood TIG E Farblös (colourless) 57700 only for the insides!
- Aquawood TIG E 01 colors equalize the substrate particularly strong.
- **The final colour shade is basically obtained from the inherent colour of the wood, the applied quantity, the colour shade of the impregnation and the colour shade of the finishing coat applied.**
- In the case of impregnations of the same colour shade designation, there is a slight difference in the colour shade between Aquawood TIG E and the other impregnations, HighRes U, Aquawood TIG HighRes FJ, Aquawood TIG U or E 01 (formerly Corá) on account of the formulation.
- It is recommended to prepare a trial colour sample on the original substrate using the coating system selected in order to assess the final colour shade.
- In order to particularly emphasise the wood texture, the colour selected for Aquawood TIG should be darker than that of Aquawood DSL Q10 M.

Supplementary products

Aquawood DSL Q10 M 51751 ff
Aquawood DSL Q10 SG 59198 ff
Aquawood Intermedio 53663
ADLER Neutralisationsmittel 96149
ADLER Entschäumerlösung 90642

FURTHER DETAILS

Durability/storage



At least 1 year in the original sealed containers.

Make sure the product is protected against moisture, direct sunlight, frost and high temperatures (above 30 °C).

Technical specifications

Delivery viscosity	Approx. 12 sec. in accordance with DIN 53211 (4-mm-cup, 20 °C) or approx. 46 - 51 s (2-mm-cup)
VOC content	EU threshold for Aquawood TIG E (cat. A/f): 130 g/l (2010). ADLER TIG E contains maximum 60 gm./l VOC (Volatile Organic Compounds).

Safety-related information



Please follow our “Guidelines on the use of wood preservatives” and the associated safety data sheet! The current version can be retrieved from the Internet at www.adler-lacke.com

The product is only suitable for industrial and professional use.

Aquawood TIG E contains active biocidal substances to protect against blue stain, wood-destroying fungi. The product should therefore only be used when protection of the wood is prescribed or in specific cases when it is necessary.