

Technical data sheet

Aquawood Protor-Base L

5807

Colourless 2C intermediate coat for premium exterior doors, for use in industry and trade
Optimised for use with Aquawood Protor-Finish L

PRODUCT DESCRIPTION

General

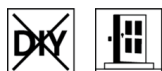
Water-based, colourless 2C intermediate coat Stand-out features of this product include excellent wet adhesion, very good insulation, good filling performance and very good sandability.

Special properties and standards



- **French ordinance DEVL1104875A**
Marking of construction coating products for their emission of volatile pollutants: A+

Application area



Premium front doors, balcony doors, lift and slide elements and garage doors for exterior and interior use.

PROCESSING

Processing instructions



- Please stir the product before use. However, prevent entry of air while stirring.
- The temperature of the product and object, and the room temperature must be at least + 15 °C.
- The optimal conditions for use are between 15 - 25 °C with a relative atmospheric humidity between 40 - 80 %.
- Do not close containers with hardened material.
- When changing from Aquawood Protor-Base L (5807) to other water-based paint systems, care must be taken to adequately clean the pipes and spray equipment, preferably with warm water.
- Any change in the processing sequence, environmental conditions, non-observance of instructions or the use of products not listed may have an unfavourable effect on the result.
- Please follow our **ARL 305 - Working guideline for coating dimensionally stable and limited dimensionally stable construction elements - Coating of front doors and garage doors.**

Blending ratio



100 part(s) by weight or by volume Aquawood Protor-Base L (5807)
 7 part(s) by weight or by volume Aqua-Hardener 8450 (8450000210)

Aquawood Protor-Base L (5807) can only be used with a hardener and in the mixing ratio specified. Deviations lead to film and adhesion problems.

Aqua-Hardener 8450 (8450000210) must be carefully worked into the product by stirring before processing. After addition of hardener, a waiting time of approx. 10 minutes is recommended for improved degassing.

Pot life

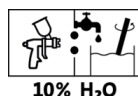
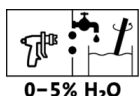


2 hour(s)

A further extension of the pot life is not possible.

Increased temperatures reduce the pot life.

Application technique



	Airless	Airless air-supported (Airmix®, Aircoat, etc.)	Cup gun
Spraying nozzle Ø (mm)	0,28 - 0,33		2,2
Spray nozzle (Ø inch)	0,011 - 0,013		-
Spraying pressure (bar)	80 - 100		3 - 4
Vaporizer Air (bar)	-	1 - 2	-
Diluent	Wasser		
Diluent amount added (%)	0 - 5		10
Applied quantity per application (g/m²)	125 - 150		
Wet film (µm)	125 - 150		

The shape and surface condition of the workpiece as well as the type of application influence the actual consumption. Accurate values for consumption must be obtained by applying trial coats in advance.

Drying times

(at 23 °C and 50 % rel. humidity)



Dust-dry (ISO 1517)	approx. 30 minute
Tack-free	approx. 5 hour(s)
Dried through	approx. 12 hour(s)


If necessary, a forced drying is also possible.

The figures given above are reference values. The drying time depends on the type of substrate, coat thickness, temperature, air exchange and relative atmospheric humidity.

Lower temperatures and/or high level of atmospheric humidity can increase the drying time.

Avoid direct sunlight!


Cleaning the working equipment



With water immediately after use.

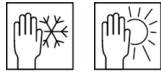
To remove dried paint residues we recommend using Aqua-Cleaner (8029) (diluted 1:1 with water).

To remove dried paint residues we recommend using Aqua-Cleaner 8029 (8029) (diluted 1:1 with water) or Abbeizer Rote Krähe Extrem (8314).

SUBSTRATE	
Type of substrate	Hardwoods and softwoods
Substrate property	The substrate must be dry, clean, capable of holding the paint, free from separating substances such as grease, wax, silicone, resin etc. and free from wood dust, as well as tested for suitability for coating.
Wood moisture	13 % ± 2 %
COATING SYSTEM	
General	The following coating systems are exemplary.
Impregnation	1 x Aquawood Primo A2 (5452) – Aquawood Primo (5453) Intermediate drying time: approx. 4 hours Use wood preservatives safely. Always read the label and observe the respective technical data sheets of the products before use. Please follow our ARL 056 - Working guideline for the use of wood preservatives.
Intermediate coat	Softwoods: 1 x Aquawood Protor-Base L (5807) Hardwoods and Larch: 2 x Aquawood Protor-Base L (5807)
Intermediate sanding	Grit size 220 – 240 Remove sanding dust.
	
Finishing coat	1 x Aquawood Protor-Finish L (5809)
ORDERING INFORMATION	
Size of trading unit	2.7 kg, 8 kg, 22 kg
Colour shades	Standard colour(s): Farblös (5807000200)
Supplementary products	Abbeizer Rote Krähe Extrem (8314) Aqua-Cleaner 8029 (8029) Aqua-Hardener 8450 (8450) Aquawood Primo A2 (5452) Aquawood Primo (5453) Aquawood Protor-Finish L (5809) Please refer to the corresponding technical data sheets of the products.

FURTHER DETAILS

Durability / storage



Min. 1 year(s) in the original sealed containers.

Make sure the product is protected against moisture, direct sunlight, frost and high temperatures (above 30 °C).

Close opened containers well and use up the content as soon as possible.

Technical specifications

VOC content of the ready-to-use mixture: Limit value according to Directive 2004/42/EC for Aquawood Protor-Base L (Cat A/d): 130 g/l.
Aquawood Protor-Base L contains a maximum of 80 g/l VOC.

DGNB (German Sustainable Building Council)

Quality level 4 (with factory coating)

Safety information



The product is only suitable for the industrial and professional use.

When sanding, use at least a P2 dust filter as personal safety equipment to protect against abrasive and wood dust. In case of hardwood (especially for Beech, Oak) a dust filter P3 is recommended.

The inhalation of paint aerosols during spray application must generally be avoided. This is ensured by the proper use of a respirator (combination filter A2/P2).

Further information on the subject of safety during transport, storage and handling as well as disposal can be found in the relevant safety data sheet. The current version can be accessed on the Internet at www.adler-lacke.com.