

# Technical data sheet

## Aduro Spritzfüller

2410

Solvent-based, opaque 2C polyurethane spray filler for furniture and interior finishing, for use in industry and trade

### PRODUCT DESCRIPTION

#### General


Fast-drying polyurethane filler formulated with acrylate resin, with very good sandability, very good filling performance, good stability on vertical surfaces and outstanding permanent elasticity.

#### Special properties and standards

- **ÖNORM A 3800-1 (fire behaviour)**  
**Confirmed by an external test certificate.**  
In conjunction with a flame-retardant substrate:  
flame-retardant, Q1, Tr 1.
- **EN 13501-1 (fire behaviour)**  
**Confirmed by an external test certificate.**  
In conjunction with flame-retardant laminated plywood – even veneered: B-s1, d0
- **French ordinance DEVL1104875A**  
Marking of construction coating products for their emission of volatile pollutants: A+



#### Application area



Highly filling primer for opaque pigmented coating systems for furniture and interior finishing.

For coating interior doors.

For profiled parts such as battens or frame furniture.

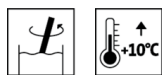
For hardly inflammable or flame-retardant coating systems.

Application in combination with a suitable topcoat system.

The area of application depends on the processing of the product and the topcoat system selected.


### PROCESSING

#### Processing instructions



- Please stir the product before use.
- The temperature of the product and object, and the room temperature must be at least +10 C.
- Any change in the processing sequence, environmental conditions, non-observance of instructions or the use of products not listed may have an unfavourable effect on the result.
- Please follow our **ARL 131 - Working guidelines for PUR furniture paints.**

### Blending ratio



Aduro Spritzfüller (2410) can only be used with a hardener and in the mixing ratio specified. Deviations lead to film and adhesion problems.

10 Part(s) by weight Aduro Spritzfüller (2410)  
 1 Part(s) by weight PUR-Hardener 8419 (8419000210)

or

5 part(s) by volume: Aduro Spritzfüller (2410)  
 1 part(s) by volume: PUR-Hardener 8419 (8419000210)

If faster **drying is** required, the following hardener / mixing ratio can be used as an alternative to PUR-Hardener 8419 (8419000210):

5 weight part(s) Aduro Spritzfüller (2410)  
 1 weight part(s) PUR-Hardener 8420 S (8420000210)

or

3 Vol.- part(s) Aduro Spritzfüller (2410)  
 1 Vol.-part(s) PUR-Hardener 8420 S (8420000210)

### Pot life



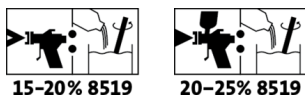
**With PUR-Hardener 8419 (8419000210):** 8 hour(s)

**With PUR-Hardener 8420 S (8420000210):** 5 hour(s)

An extension of the pot life by mixing with freshly hardened paint material is not possible!

Increased temperatures reduce the pot life.

### Application technique



	Airless	Airless air-supported (Airmix®, Aircoat, etc.)	Cup gun
Spraying nozzle Ø (mm)		0,28 - 0,33	1,8 - 2,0
Spraying pressure (bar)		100 - 120	2 - 3
Vaporizer Air (bar)	-	1 - 2	-
Diluent	DD-Verdünner (8519)		
Diluent amount added (%)		15 - 20	20 - 25
Viscosity 4-mm-cup (s)		23	20
Applied quantity per application (g/m <sup>2</sup> )	170 - 220		
Total quantity applied (g/m <sup>2</sup> )	max. 750		

The shape and surface condition of the workpiece as well as the type of application influence the actual consumption. Accurate values for consumption must be obtained by applying trial coats in advance.

### Drying times

(at 23 °C and 50 % rel. humidity)



Sandable and recoatable	5 hour(s)
Manipulable and stackable	12 hour(s)

Approx. 5 hours after the first application of filler, the surfaces should be sanded smooth using sandpaper with grit size 280.

After the second filler application, a drying time of at least 12 hours (room temperature) must be observed before intermediate sanding in order to ensure a good firmness of the subsequent topcoat.

The figures given above are reference values. Drying depends on the substrate, layer thickness, temperature, air exchange, relative humidity, stacking pressure and stacking conditions.

### Cleaning the working equipment



8519



8501

With DD-Verdüner 8519 (8519) or Waschverdünner (8501) immediately after use.

## SUBSTRATE

### Type of substrate

Solid wood, chipboard or wood fibre materials suitable for opaque varnishing, veneered or coated with priming film. MDF panels

### Substrate property

The substrate must be dry, clean, capable of holding the paint, free from separating substances such as grease, wax, silicone, resin etc. and free from wood dust, as well as tested for suitability for coating.

For sanitary applications, we generally recommend the use of moisture-resistant MDF panels of type P3, P5 or P7 according to ÖNORM EN 312 (formerly V100 according to DIN 68763). It is not recommended for use on horizontal surfaces that are frequently exposed to water, such as washstands.

### Substrate preparation

#### Carrier plates coated with priming film:

Film sanding Grit size 240

**Hardwoods:** Wood sanding Grit size 150 – 180

**Softwoods:** Wood sanding Grit size 120 - 150

MDF panels: It is essential to saturate the high absorbency of MDF panels well and to stabilise less sealed areas. Sanded MDF boards (final grit size: 180) therefore need to be pre-insulated on all sides before applying Aduro Spritzfüller (2410) with a suitable 2C PUR clear varnish (e.g. with Aduro Isoliergrund (2502) or Aduro Legnopur (2513)); across flat areas once, and on edges and recessed areas twice. A drying time of the colourless insulation overnight guarantees a good insulating effect and a good firmness of the following filler layer. Shortly before continuing with the varnish, the surfaces should be sanded smooth using sandpaper with grit size 280.

## COATING SYSTEM

### Primer coat

2 – 3 x Aduro Spritzfüller (2410)

### Intermediate sanding



Slight intermediate sanding using grit size 280 after the first filler application.

Further intermediate sandings: Grit size 280 – 320

Remove sanding dust.

Intermediate sanding must be carried out immediately before the subsequent coating is applied in order to ensure good intermediate adhesion!

### Topcoat

1 x Pig mopur G50 (2406) in the desired colour

## ORDERING INFORMATION

### Size of trading unit

4 kg, 30 kg

### Colour shades / Glosslevels

**Standard colour(s):**  
Weiß (2410050000)

---

### Supplementary products

Aduro Legnopur (2513)  
Aduro Isoliergrund (2502)  
DD-Verdünner 8519 (8519)  
Pigmopur G50 (2406)  
PUR-Hardener 8419 (8419)  
PUR-Hardener 8420 S (8420)  
Waschverdünner 8501 (8501)

Please refer to the corresponding technical data sheets of the products.

---

## FURTHER DETAILS

### Durability / storage



Min. 1 year(s) in the original sealed containers.

Make sure the product is protected against moisture, direct sunlight, frost and high temperatures (above 30 °C).

---

### Technical specifications

Viscosity when delivered: 7,000 – 10,000 mPas (Brookfield Spindle 4/20 UpM/2 min/20 °C)

---

### Safety information



The product is only suitable for the industrial and professional use.

The inhalation of paint aerosols during spray application must generally be avoided. This is ensured by the proper use of a respirator (combination filter A2/P2).

Further information on the subject of safety during transport, storage and handling as well as disposal can be found in the relevant safety data sheet. The current version can be accessed on the Internet at [www.adler-lacke.com](http://www.adler-lacke.com).

---