

# Technical data sheet

## Acryl-Tauchgrund

5424

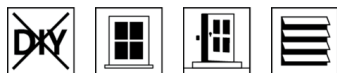
Water-dilutable **wood dipping primer** for professional and industrial use

### PRODUCT DESCRIPTION

#### General

Good stain-blocking effect against wood extractives and resins. Enables particularly high-build opaque coating systems. The product is characterised by low fibre raising and good workability.

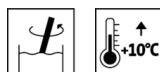
#### Application area



For dimensionally stable and limited dimensionally stable timber components for exterior and interior use, such as e.g. wooden windows, front doors, window shutters, gates, winter garden.

### PROCESSING

#### Processing instructions

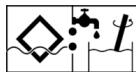


- Please stir the product before use. However, prevent entry of air while stirring.
- The temperature of the product and object, and the room temperature must be at least +10 C.
- The optimal conditions for use are between 15 - 25 °C with a relative atmospheric humidity between 40 - 80 %.
- The product is not weather-resistant without a topcoat!
- After immersion, the immersion basin must be covered since otherwise skin formation may occur.
- In case of flow coating for a long time, the pH-value reduces and, as a result, there could be sagging problems. Hence, the pH value of impregnations that have already been used must be checked and, if required, corrected to the target pH-value of 8.9 – 9.1 by adding approx. 0.10 % of Neutralisationsmittel 9125 (96149) (the addition of 0.10 % will increase the pH-value up to approx. 0.6 units).
- If the viscosity increases as a result of evaporation, it must be compensated with water (set viscosity: 65 – 75 seconds in a 2 mm-measuring-cup) Before measuring the wood dust has to be screened.
- If foam forms in the flooding system, an addition of 0.2 - 0.3 % of Entschäumer-Lösung für Aquawood TIG (90642) or Entschäumer-Lösung (90643) is recommended.
- Any change in the processing sequence, environmental conditions, non-observance of instructions or the use of products not listed may have an unfavourable effect on the result. Deviations lead to film and adhesion problems as well as to impairments with regard to weathering and color stability.
- Please follow our **ARL 300 - Working guideline for coating dimensionally stable and limited dimensionally stable construction elements - General part** along with all standards and guidelines for window construction.

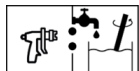
### Application technique



40% H<sub>2</sub>O



40% H<sub>2</sub>O



5-10% H<sub>2</sub>O



100 -  
150 g  
↓  
1m<sup>2</sup>

	Airless	Flow coating	Immersion
Spraying nozzle Ø (mm)	0,28	-	
Spray nozzle (Ø inch)	0,011	-	
Nozzle angle (°)	20 - 40	-	
Spraying pressure (bar)	80 - 100	-	
Vaporizer Air (bar)	0,5 - 1,5	-	
Diluent	Water		
Diluent amount added (%)	5 - 10	40	
Applied quantity per application (g/m <sup>2</sup> )	100 - 150		

The shape and surface condition of the workpiece as well as the type of application influence the actual consumption. Accurate values for consumption must be obtained by applying trial coats in advance.

### Drying times

(at 23 °C and 50 % rel. humidity)



4h

Dust-dry (ISO 1517)	approx. 30 minutes
Tack-free	approx. 1 hour(s)
Dried through	approx. 4 hour(s)

The figures given above are reference values. The drying time depends on the type of substrate, coat thickness, temperature, air exchange and relative atmospheric humidity.

Lower temperatures and/or high level of atmospheric humidity can increase the drying time.

Avoid direct sunlight!

### Cleaning the working equipment



8029

With water immediately after use.

To remove dried paint residues we recommend using Aqua-Cleaner (8029) (diluted 1:1 with water).

## SUBSTRATE

### Type of substrate

Wood in accordance with the guidelines for window construction.

### Substrate property

The substrate must be dry, clean, capable of holding the paint, free from separating substances such as grease, wax, silicone, resin etc. and free from wood dust, as well as tested for suitability for coating.

### Wood moisture

13 % ± 2 %

### Substrate preparation

Wood sanding

**Hardwoods:** Grit size 150 - 180

**Softwoods:** Grit size 100 - 150

## COATING SYSTEM

### General

The following coating systems are exemplary.

### Impregnation/Primer coat

**Hardwoods:**

1 x Acryl-Tauchgrund (5424)

**Softwoods:**

1 x Aquawood Primo A2 (5452)

Use wood preservatives safely. Always read the label and observe the respective technical data sheets of the products before use.

Please follow our **ARL 056 - Working guideline for the use of wood preservatives.**

Intermediate drying: approx. 4 hour(s)

Slight smooth sanding: Grit size 280

1 x Acryl-Tauchgrund (5424)

**Intermediate sanding**



Grit size 280

Remove sanding dust.

**Intermediate coat**

1 x Aquawood Intercare ISO (5503)

or

1 x Aquawood Intercare SQ (5522)

**Finishing coat**

1 x Aquawood Covatop XT 20 (5020)

**For front doors**

An additional application of Aquawood Protect (5128) (colourless two-component varnish) is necessary.

**ORDERING INFORMATION**

**Size of trading unit**

6 kg, 30 kg, 90 kg

**Colour shades / Glosslevels**

**Standard colour(s):**  
 Weiß (5424050000)

**Supplementary products**

Aqua-Cleaner 8029 (8029)  
 Aquawood Covatop XT 20 (5020)  
 Aquawood Intercare ISO (5503)  
 Aquawood Intercare SQ (5522)  
 Aquawood Primo A2 (5452)  
 Entschäumer-Lösung für Aquawood TIG (90642)  
 Entschäumer-Lösung (90643)  
 Neutralisationsmittel 9125 (96149)

Please refer to the corresponding technical data sheets of the products.

**FURTHER DETAILS**

**Durability / storage**



Min. 1 year(s) in the original sealed containers.

Make sure the product is protected against moisture, direct sunlight, frost and high temperatures (above 30 °C).

Close opened containers well and use up the content as soon as possible.

**Technical specifications**

VOC content of the ready-to-use mixture: Limit value according to Directive 2004/42/EC for Acryl-Tauchgrund (Cat A/d): 130 g/l.  
 Acryl-Tauchgrund contains a maximum of 50 g/l VOC.

---

### Safety information



The product is only suitable for the industrial and professional use.

When sanding, use at least a P2 dust filter as personal safety equipment to protect against abrasive and wood dust.

The inhalation of paint aerosols during spray application must generally be avoided. This is ensured by the proper use of a respirator (combination filter A2/P2).

Further information on the subject of safety during transport, storage and handling as well as disposal can be found in the relevant safety data sheet. The current version can be accessed on the Internet at [www.adler-lacke.com](http://www.adler-lacke.com).

---

PACHE SARL